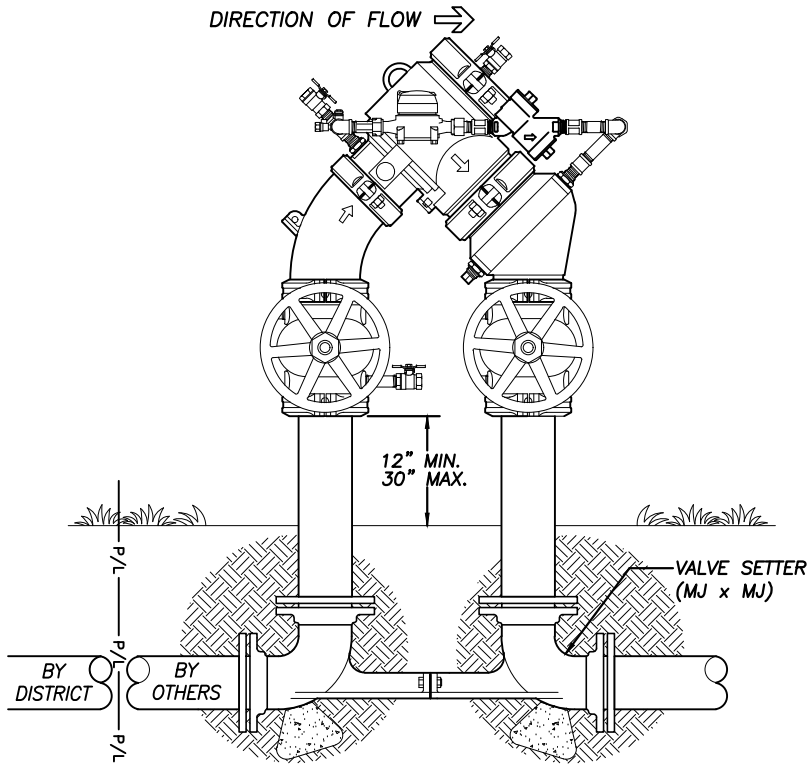
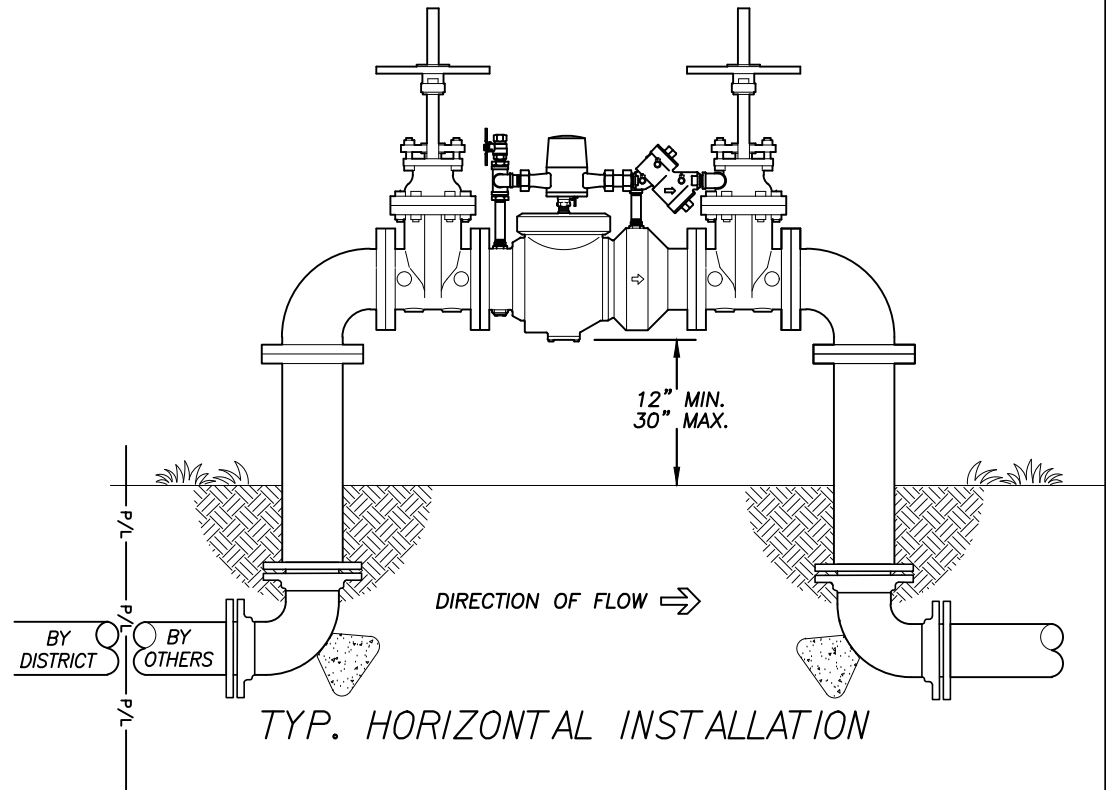


NOT TO SCALE



TYP. VERTICAL INSTALLATION




TYP. HORIZONTAL INSTALLATION

CONSTRUCTION NOTES:

1. THE ASSEMBLY SHALL BE LOCATED AS CLOSE AS PRACTICAL TO THE PROPERTY LINE WITHIN THE CUSTOMER'S PROPERTY. ROWLAND WATER DISTRICT HAS JURISDICTION OVER THE INSTALLATION LOCATION OF THE DCDA.
2. PROTECTIVE LOCKABLE ENCLOSURE REQUIRED ON ASSEMBLIES 2" AND SMALLER. MUST MEET CLEARANCE, ACCESS AND DRAINAGE REQUIREMENTS.
3. THERE SHALL BE NO VALVE, TAP, TEE OR SERVICE CONNECTION BETWEEN THE POINT OF CONNECTION AND THE ASSEMBLY.
4. MINIMUM OF 12" CLEARANCE FOR TEST COCKS, AND MINIMUM 12" TO A MAXIMUM OF 30" CLEARANCE FROM THE FIRST COMPONENT OF THE ASSEMBLY TO THE GROUND.
5. THE ASSEMBLY MUST BE A USC APPROVED BACKFLOW PREVENTION DEVICE AND MUST BE ACCESSIBLE FOR TESTING AND REPAIR.
6. THE ASSEMBLY MUST BE TESTED BY A CERTIFIED BACKFLOW PREVENTION TESTER WITHIN 30 DAYS OF THE INSTALL DATE AND ANNUALLY THEREAFTER.
7. ANY DEVIATION FROM THE METHOD DESCRIBED ABOVE MUST RECEIVE WRITTEN APPROVAL FROM THE DISTRICT PRIOR TO INSTALLATION.
8. BELOW GRADE ELBOWS SHALL BE RESTRAINED MECHANICAL JOINTS WITH THRUST BLOCKS (TYP)

DOUBLE CHECK DETECTOR ASSEMBLY

APPROVED BY:

 TOM COLEMAN
 GENERAL MANAGER
 2/16/21
 DATE



DRAWING #
W-10
 REVISION DATE:
 FEBRUARY
 2021

ROWLAND WATER DISTRICT

DOUBLE CHECK DETECTOR
 ASSEMBLY BACKFLOW
 DETAIL