



ROWLAND WATER DISTRICT

3021 South Fullerton Road
Rowland Heights, CA 91748
(562) 697-1726

RWD BOARD VISION



Our Mission:

*"Bound by our core values -- Accountability, Communication and Teamwork -- we are committed to providing the highest level of service to our customers --
DEDICATED-RELIABLE-OUTSTANDING-PROFESSIONAL SERVICE"*

Board of Directors Regular Meeting

February 11, 2014

6:00 p.m.



AGENDA

Regular Meeting of the Board of Directors

February 11, 2014

6:00 PM

CALL TO ORDER

PLEDGE OF ALLEGIANCE

ROLL CALL OF DIRECTORS

Szu Pei Lu-Yang, President

John Bellah, Vice President

Anthony J. Lima

Robert W. Lewis

Teresa P. Rios

ADDITION(S) TO THE AGENDA

PUBLIC COMMENT ON NON-AGENDA ITEMS

Any member of the public wishing to address the Board of Directors regarding items not on the Agenda within the subject matter jurisdiction of the Board should do so at this time. With respect to items on the agenda, the Board will receive public comments at the time the item is opened for discussion, prior to any vote or other Board action. A three-minute time limit on remarks is requested.

Any person may make a request for a disability-related modification or accommodation needed for that person to be able to participate in the public meeting by telephoning Rose Perea, Secretary to the Board at (562) 697-1726, or writing to Rowland Water District, at P.O. Box 8460, Rowland Heights, CA 91748. Requests must specify the nature of the disability and the type of accommodation requested. A telephone number or other contact information should be included, so that District staff may discuss appropriate arrangements. Anyone requesting a disability-related accommodation should make the request with adequate time prior to the meeting in order for the District to provide the requested accommodation.

Any member of the public wishing to participate in the meeting, who requires a translator to understand or communicate in English, should arrange to bring a translator with them to the meeting.

Materials related to an item on this Agenda submitted after distribution of the Agenda packet are available for public review at the District office, located at 3021 S. Fullerton Road, Rowland Heights, CA 91748.

Tab 1 CONSENT CALENDAR

All items under the Consent Calendar are considered to be routine matters, status reports, or documents covering previous Board instruction. The items listed on the Consent Calendar will be enacted by one motion, unless separate discussion is requested.

- 1.1 Approval of the Minutes of Regular Board Meeting held on January 14, 2014**
Recommendation: The Board of Directors approve the Minutes as presented.
- 1.2 Demands on General Fund Account for January 2014**
Recommendation: The Board of Directors approve the demands on the general fund account as presented.
- 1.3 Investment Report for January 2014**
Recommendation: The Board of Directors approve the Investment Report as presented.
- 1.4 Water Purchases for December 2013**
For information purposes only.

Next Regular Board Meeting:

March 11, 2014, 6:00 p.m.

Tab 2 ACTION ITEMS

This portion of the Agenda is for items where staff presentations and Board discussions are needed prior to formal Board action.

- 2.1 Review and Approve Directors' Meeting Reimbursements for January 2014**
Recommendation: The Board of Directors approve the reimbursements as presented.
- 2.2 Review and Approve Rowland Water District's Statement of Operations for Period Covering July 1, 2013 through December 31, 2013**
Recommendation: The Board of Directors approve the Statement of Operations as presented.
- 2.3 Review and Approve Rowland Water District's Quarterly Investment Review as of December 31, 2013**
Recommendation: The Board of Directors approve the Quarterly Investment Report as presented.
- 2.4 Approve Surplus of Waukesha Motor for Right-Angle Drive**
Recommendation: The Board of Directors approve the surplus of the Waukesha Motor.
Intentionally left blank.
- 2.5 Consider "Principal for a Day Sponsorship" for Student Scholarships**
Recommendation: The Board of Directors approve the sponsorship.

- 2.6 **Consider Participation in San Gabriel Valley Economic Partnership**
No recommendation
Intentionally left blank.
- 2.7 **Public Relations (Rose Perea)**
- **Communications Outreach (CV Strategies)**
 - **Education Update**
- For information purposes only.*
- 2.8 **Discussion of Upcoming Conferences, Workshops, or Events (Including Items that May Have Arisen after the Posting of the Agenda)**
- None
- Intentionally left blank.*

Tab 3 LEGISLATIVE INFORMATION

- 3.1 **Updates on Legislative Issues**
Intentionally left blank.

Tab 4 REVIEW OF CORRESPONDENCE

Intentionally left blank.

Tab 5 COMMITTEE REPORTS

- 5.1 **Three Valleys Municipal Water District (Directors Lu-Yang/Lima)**
- Action Line Regular Board Meeting held January 15, 2014
- 5.2 **Joint Powers Insurance Authority (Director Lewis/Mr. Deck)**
- President's Special Recognition Award for achieving a low ratio of "Paid Claims and Case Reserves" to "Deposit Premiums" in the Liability Program, Property Program and Workers' Compensation Program
- For information purposes only.*

There are no tabs for the remainder of the meeting.

- 5.3 **Association of California Water Agencies (Directors Lewis/Bellah)**
- 5.4 **Puente Basin Water Agency (Directors Lima/Lewis)**
- 5.5 **Project Ad-Hoc Committee (Directors Lima/Lu-Yang)**
- 5.6 **Regional Chamber of Commerce (Directors Lu-Yang/Lewis)**
- 5.7 **PWR Joint Water Line Commission (Directors Lima/Bellah)**
- 5.8 **Sheriff's Community Advisory Council (Directors Lu-Yang/Rios)**
- 5.9 **Rowland Heights Community Coordinating Council (Directors Bellah/Rios)**

Tab 6 OTHER REPORTS, INFORMATION ITEMS AND COMMENTS

6.1 Personnel Report (Mr. Deck)

6.2 Engineer's Report (Mr. Carrera)

Tab 7 ATTORNEY'S REPORT (Ms. Morningstar)

Directors' and General Manager's Comments

Future Agenda Items

Late Business

No action shall be taken on any items not appearing on the posted agenda, except upon a determination by a majority of the Board that an emergency situation exists, or that the need to take action arose after the posting of the agenda.

Next Regular Board Meeting: March 11, 2014, 6:00 p.m.

ADJOURNMENT

President SZU PEI LU-YANG, Presiding

Tab

1.1



Minutes of the Regular Meeting
of the Board of Directors of the Rowland Water District
January 14, 2014 - 6:00 p.m.
Location: District Office

PLEDGE OF ALLEGIANCE

ROLL CALL OF DIRECTORS

President Szu Pei Lu-Yang
Vice President John Bellah
Director Anthony J. Lima
Director Teresa P. Rios
Director Robert W. Lewis

ABSENT:

None.

OTHERS PRESENT:

Janet Morningstar, Legal Counsel
Dan Horan, Three Valleys Municipal Water District
Joe Ruzicka, Three Valleys Municipal Water District
David and Teri Malkin, Residents
Harry Peterson, Resident

ROWLAND WATER DISTRICT STAFF

Ken Deck, General Manager
Ted Carrera, Assistant General Manager
Tom Coleman, Assistant General Manager
Rose Perea, Director of Administrative Services
Sean Henry, Finance Officer

ADDITION(S) TO THE AGENDA

None.

PUBLIC COMMENT ON NON-AGENDA ITEMS

Resident, Harry Peterson, requested an update on the status of the California Department of Health Service approval of the permit amendment for Rowland Water District to begin taking ground water from La Habra Heights County Water District. General Manager, Ken Deck, responded that the District has provided all of the supplemental information that the California Department of Health Services has requested and that the District is now awaiting the issuance of the amended permit which should take place in the near future. Mr. Peterson also had a question with respect to a \$5,000.00 expenditure made for irrigation repairs at the Countrywood

Condominiums. Mr. Deck advised that these were not repairs, but were made in connection with the conversion of the irrigation system from potable water to recycled water and that the Countrywood Homeowners' Association will reimburse the District for these expenses.

Tab 1 - CONSENT CALENDAR

Upon motion by Director Lima, seconded by Director Rios, the Consent Calendar was unanimously approved.

Ayes: Directors Lu-Yang, Bellah, Lima, Lewis and Rios
Noes: None
Abstain: None
Absent: None

The approval of the Consent Calendar included:

1.1

Approval of the Minutes of Regular Board Meeting Held on December 10, 2013

1.2

Demands on General Fund Account for December 2013

1.3

Investment Report for December 2013

1.4

Water Purchases for November 2013

Next Regular Board Meeting

February 11, 2014, 6:00 p.m.

Tab 2 - ACTION ITEMS

2.1

Approve Directors' Meeting Reimbursements for December 2013

Upon motion by Director Lima, seconded by Director Lewis, the Directors' Meeting Reimbursement Report was unanimously approved.

Ayes: Directors Lu-Yang, Bellah, Lima, Lewis and Rios
Noes: None
Abstain: None
Absent: None

2.2

Approve Change in IRS Mileage Rate from \$.565 to \$.560 effective January 1, 2014

Upon motion by Director Lewis, seconded by Director Lima, to change the District's mileage reimbursement amount from \$.565 to the new IRS Mileage Rate of \$.560, effective January 1, 2014, was unanimously approved.

Ayes: Directors Lu-Yang, Bellah, Lima, Lewis and Rios
Noes: None
Abstain: None
Absent: None

2.3

Public Relations (Rose Perea)

- Mrs. Perea reported that the Rowland Unified School District is back in session as of January 6, 2014 and Brittne is continuing to contact the teachers to schedule classroom presentations for the remainder of the year. We have received the 2014 MWD Calendars and the District's winning poster by Alexis Lau, Fifth Grader at Blandford Elementary, is featured in the month of May. The District has requested February 6-13, 2014 as the dates for the "Traveling Art Show" which exhibits the winning entries here at the District. It is on a first-come, first served basis and the District has not as yet been notified of the actual date. The lobby-player is now operational and we are continuously updating the items featured with current information. The Directors' pictures and biographies are also included. Such things as office hours, office closures, holidays will be included. Staff will be representing the District at the Cherry Blossom Festival which will be held at Schabarum Regional Park on March 8, 2014, from 10:00 a.m. to 4:00 p.m. This will be the first time that the District has participated in this event. The Festival is sponsored by the Schabarum Regional Park Foundation and the Los Angeles County Department of Parks and Recreation. The event will feature multicultural performances from community groups. The focus of the Festival is to enrich the experience of the community as well as bring together residents from surrounding communities. The "Water Conservation Campaign", broadcast media and digital art contest deadline is March 13, 2014. This is offered to the Middle and High Schools and offers cash prizes to the winning schools in the amounts of: First Place, \$600.00; Second Place \$400.00 and Third Place \$200.00; Honorable Mention \$50.00. First place winner will also receive \$100.00 towards a classroom pizza party.

- **Communications Outreach (CV Strategies)**
Erin Gilhuly, CV Strategies, was not present to give an oral report, however, the Board was urged to review the Communications Update included in the Board packet.

- **Education Update**
Rose Perea, Director of Administrative Services, asked the Board whether they had any questions in connection with the Education Update provided in the Board packet.

2.4

Discussion of Upcoming Conferences, Workshops, or Events (Including Items that May Have Arisen after the Posting of the Agenda)

- **CAUSE "Women in Power", Quarterly Luncheon, February 6, 2014, Westin Bonaventure, Los Angeles, CA, *Free Admission for Elected Officials***
President Lu-Yang requested authorization of her attendance at this luncheon for payment of per diem. Upon motion by Director Lewis, seconded by Director Lima, her attendance at the luncheon for payment of per diem was unanimously approved.
Ayes: Directors Lu-Yang, Bellah, Lima, Lewis and Rios
Noes: None
Abstain: None
Absent: None

- **Career Day, Alvarado Intermediate School, Rowland Heights, CA, February 7, 2014**
 President Lu-Yang reported that her attendance was requested at the Alvarado Intermediate School Career Day and requested authorization of her participation at this Career Day function for payment of per diem. Upon motion by Director Rios, seconded by Director Lewis, her participation in the *Alvarado Career Day* for payment of per diem was unanimously approved.
 Ayes: Directors Lu-Yang, Bellah, Lima, Lewis and Rios
 Noes: None
 Abstain: None
 Absent: None
- **Three Valleys Municipal Water District, “Leadership Breakfast”, February 20, 2014**
 The Board requested that staff make reservations for attendance by Directors Lu-Yang and Lima at the breakfast.

Tab 3 LEGISLATIVE INFORMATION

3.1

Updates on Legislative Issues

Nothing to report.

Tab 4 REVIEW OF CORRESPONDENCE

Nothing to report.

Tab 5 COMMITTEE REPORTS

5.1

Three Valleys Municipal Water District

Director Lima reported on his attendance at the December 18, 2013 Board meeting. He reported on the progress of Three Valley’s hydro projects which have an estimated 15 year payback on investment. The next meeting is scheduled for January 15, 2014.

5.2

Association of California Water Agencies

Nothing to report.

5.3

Puente Basin Water Agency

Director Lima reported that the January 2, 2014 Board meeting had been cancelled and that the next meeting is scheduled for February 6, 2014.

5.4

Joint Powers Insurance Authority

Nothing to report.

5.5

Project Ad-Hoc Committee

President Lu-Yang reported that the Ad Hoc Committee met on January 16, 2014 and discussed the La Habra Heights Pipeline project as well as the status of other District projects. Mr. Deck reported on the Cal Domestic Pipeline project and advised that a pre-construction meeting was

held on January 7, 2014 in connection with the 24-inch Water Transmission Main and that it is anticipated that the contractor will begin laying pipe on Harbor Boulevard in mid-February. In addition, in connection with the Cal Domestic Pipeline project, the contract has been awarded on the Booster Station and a pre-construction meeting will be held to set timelines.

5.6

Regional Chamber of Commerce

Nothing to report.

5.7

PWR Joint Water Line Commission

Director Lima reported that the next quarterly meeting is scheduled for February 20, 2014.

5.8

Sheriff's Community Advisory Council

Director Lu-Yang reported that there have been no meetings; however, the next meeting is scheduled for January 22, 2014.

5.9

Rowland Heights Community Coordinating Council

Director Bellah reported on his attendance at the January 13, 2014 meeting and advised that Assemblyman Curt Hagman's representative reported that the Assemblyman is supporting Governor Brown in his attempts to curb expenses. Representatives from Rowland Unified School District, Anita Perez and Lynne Ebencamp, were also in attendance.

Tab 6 OTHER REPORTS, INFORMATION ITEMS AND COMMENTS

6.1

Personnel Report

General Manager, Ken Deck, reported that he has been in communication with George King, Career & Technical Education Center (CTEC), in an attempt to explore the possibility of working with CTEC in the hiring of interns and/or part-time individuals in their program with an interest in pursuing a career in the water industry.

6.2

Engineer's Report

Mr. Carrera provided a comparison between reservoir levels in Northern California and Southern California and noted that the drought will be reflected differently between these reservoirs. Mr. Deck reported that the Nogales Grade Separation is progressing and that the Fullerton Road Grade Separation is moving toward 50% design. He noted that the Fullerton Road Grade Separation will have a major impact on this District, in the \$3-5 million range. He advised that the City of Industry is budgeting to pay for one-half of the cost in connection with the relocation of the recycled pipeline under the railroad tracks at Fullerton Road and Railroad Street. The cost associated with the potable pipelines, if it becomes necessary that they also be relocated, is approximately \$2 million. The grade separation is scheduled to start in mid-to-late 2015.

Tab 7 ATTORNEY'S REPORT (Ms. Morningstar)

Legal counsel, Janet Morningstar, thanked the Board for again nominating her to serve on the ACWA Legal Affairs Committee.

Directors' and General Manager's Comments

None.

Future Agenda Items

- Schedule a Special Meeting to have the District's lobbyist present information on current legislation affecting the water industry
- Establish a Grade Separation AD Hoc Finance Committee
- Consider Participation in San Gabriel Valley Economic Partnership

Late Business

None.

Next Regular Board Meeting

February 11, 2014, 6:00 p.m.

A motion was made by Director Lima, seconded by Director Rios, and unanimously carried to adjourn the meeting. The meeting was adjourned 6:40 p.m.

SZU PEI LU-YANG
Board President

Attest: _____
KEN DECK
Board Secretary

Tab

1.2

Report Criteria:

Report type: GL detail

GL Period	Check Issue Date	Check Number	Vendor Number	Payee	Description	Check Amount
01/14	01/30/2014	17613		Void Check		.00
Total :						.00
11514						
01/14	01/15/2014	11514	62558	PUENTE BASIN WATER AGENCY	PM-22 CONNECTION	364,475.70
01/14	01/15/2014	11514	62558	PUENTE BASIN WATER AGENCY	TVMWD CONNECTION CAPACITY	3,044.54
01/14	01/15/2014	11514	62558	PUENTE BASIN WATER AGENCY	TVMWD EQUIVALENT SMALL METER	3,811.55
01/14	01/15/2014	11514	62558	PUENTE BASIN WATER AGENCY	TVMWD WATER USE CHARGE	1,769.32
01/14	01/15/2014	11514	62558	PUENTE BASIN WATER AGENCY	MWD CAPACITY CHARGE	4,943.57
Total 11514:						378,044.68
17289						
01/14	01/08/2014	17289	62406	UNITED RENTALS	AUGER GAS 2 MAN	137.97-
Total 17289:						137.97-
17492						
01/14	01/03/2014	17492	62233	JOHN BELLAH	MILEAGE REIMBURSMENT	51.00
01/14	01/03/2014	17492	62233	JOHN BELLAH	NON REIMBURSABLE EXPENSE	92.21-
01/14	01/03/2014	17492	62233	JOHN BELLAH	REIMBURSABLE EXPENSE-ACWA FALL CONF.	1,196.59
Total 17492:						1,155.38
17493						
01/14	01/07/2014	17493	62548	CORPORATE BUSINESS INTERIORS	STORAGE CABINETS-DEPOSIT	871.00
Total 17493:						871.00
17494						
01/14	01/07/2014	17494	62141	JOELLE KRAUSE	HOLIDAY WINDOW DESIGN REMOVAL	120.00
Total 17494:						120.00
17495						
01/14	01/09/2014	17495	62570	AGWT	REGISTRATION-KEN DECK	350.00
01/14	01/09/2014	17495	62570	AGWT	REGISTRATION-TED CARRERA	300.00
Total 17495:						650.00
17496						
01/14	01/09/2014	17496	1070	AMERICAN EXPRESS	CONFERENCE & MISC EXPENSES	184.81
01/14	01/09/2014	17496	1070	AMERICAN EXPRESS	CONFERENCE & MISC EXPENSES	45.00
01/14	01/09/2014	17496	1070	AMERICAN EXPRESS	CONFERENCE & MISC EXPENSES	3,326.90
01/14	01/09/2014	17496	1070	AMERICAN EXPRESS	CONFERENCE & MISC EXPENSES	749.77
01/14	01/09/2014	17496	1070	AMERICAN EXPRESS	CONFERENCE & MISC EXPENSES	3,391.82
Total 17496:						7,698.30
17497						
01/14	01/09/2014	17497	1165	ANTIMITE TERMITE & PEST	MONTHLY PEST CONTROL SERVICE	105.00
01/14	01/09/2014	17497	1165	ANTIMITE TERMITE & PEST	STINGING INSECT TREATMENT	85.00

GL Period	Check Issue Date	Check Number	Vendor Number	Payee	Description	Check Amount
Total 17497:						190.00
17498						
01/14	01/09/2014	17498	62554	APPLIED TECHNOLOGY GROUP	RADIO SURVEY	1,042.00
Total 17498:						1,042.00
17499						
01/14	01/09/2014	17499	62440	BNY MELLON N.A.	INVESTMENT MGMT FEE	3,171.40
Total 17499:						3,171.40
17500						
01/14	01/09/2014	17500	62539	BRKICH CONSTRUCTION	100% Billing	13,278.60
01/14	01/09/2014	17500	62539	BRKICH CONSTRUCTION	Retention Invoice	5,508.00
Total 17500:						18,786.60
17501						
01/14	01/09/2014	17501	62076	CALIFORNIA CHAMBER OF COMMER	CA EMPLOYER POSTER-SPANISH	32.85
Total 17501:						32.85
17502						
01/14	01/09/2014	17502	2180	CDPH-OCP/DEPARTMENT OF PUBLIC	T2 RENEWAL-DAN WARREN	60.00
Total 17502:						60.00
17503						
01/14	01/09/2014	17503	6966	CINTAS CORPORATION LOC 693	UNIFORM RENTAL	2,002.16
Total 17503:						2,002.16
17504						
01/14	01/09/2014	17504	62534	CINTAS DOCUMENT MANAGEMENT	SHREDDING SERVICE	55.00
Total 17504:						55.00
17505						
01/14	01/09/2014	17505	62540	CONSOLIDATED CONTRACTING SER	100% Invoicing for RWD/LHHCWD Interconnect	2,335.86
01/14	01/09/2014	17505	62540	CONSOLIDATED CONTRACTING SER	CCSI Invoice 33454-4	69,816.66
Total 17505:						72,152.52
17506						
01/14	01/09/2014	17506	2057	COUNTY OF LA-PUBLIC WORKS	PERMIT CONSTRUCTION INSPECTION	427.50
Total 17506:						427.50
17507						
01/14	01/09/2014	17507	62263	COUNTY OF LOS ANGELES	SERVICE CUTS	477.00
Total 17507:						477.00
17508						
01/14	01/09/2014	17508	62441	CUEMA	2014 ELECTED OFFICIALS SUMMIT-SPONSOR	1,000.00

GL Period	Check Issue Date	Check Number	Vendor Number	Payee	Description	Check Amount
Total 17508:						1,000.00
17509						
01/14	01/09/2014	17509	62439	CVSTRATEGIES	COMMUNICATION SERVICES	4,816.29
Total 17509:						4,816.29
17510						
01/14	01/09/2014	17510	2125	DANIELS TIRE SERVICE	TIRES TRUCK 17	707.66
Total 17510:						707.66
17511						
01/14	01/09/2014	17511	5600	G M SAGER CONSTRUCTION	ASPHALT REPAIR AT COUNTRYWOOD CONDOS II	1,365.00
Total 17511:						1,365.00
17512						
01/14	01/09/2014	17512	24701	GRAINGER	TOOLS & SUPPLIES	97.32
Total 17512:						97.32
17513						
01/14	01/09/2014	17513	2600	HACH COMPANY	CREDIT MEMO	26.71-
01/14	01/09/2014	17513	2600	HACH COMPANY	FRECHLOR F REAGENT SOLUTION, MONOCHLO	165.75
Total 17513:						139.04
17514						
01/14	01/09/2014	17514	379	HIGHROAD INFORMATION TECHNOL	ADD DVR TO EXISTING 2 POST RACK, CABLING W	1,837.90
Total 17514:						1,837.90
17515						
01/14	01/09/2014	17515	2724	HOME DEPOT CREDIT SERVICES	MATERIAL & SUPPLIES	413.93
01/14	01/09/2014	17515	2724	HOME DEPOT CREDIT SERVICES	MATERIAL & SUPPLIES	262.38
01/14	01/09/2014	17515	2724	HOME DEPOT CREDIT SERVICES	MATERIAL & SUPPLIES	29.69
Total 17515:						706.00
17516						
01/14	01/09/2014	17516	244	INFOSEND INC	BILLING SERVICE	1,568.24
Total 17516:						1,568.24
17517						
01/14	01/09/2014	17517	62508	J&R CONCRETE PRODUCTS INC	P-W 3 1/2 1 PC. POLYMER COVER (WATER)	875.00
01/14	01/09/2014	17517	62508	J&R CONCRETE PRODUCTS INC	P-W 4 1/2 1 PC. POLYMER COVER (WATER)	719.13
Total 17517:						1,594.13
17518						
01/14	01/09/2014	17518	233	MCCALL'S METER SALES & SVC	CERTIFIED FLOW TEST	80.12
Total 17518:						80.12

GL Period	Check Issue Date	Check Number	Vendor Number	Payee	Description	Check Amount
17519						
01/14	01/09/2014	17519	257	MCMaster-CARR SUPPLY CO	TOOLS & SUPPLIES	29.06
Total 17519:						29.06
17520						
01/14	01/09/2014	17520	5000	PUENTE BASIN WATER AGENCY	ASSESSMENT FOR ATTORNEY FEE	1,251.25
Total 17520:						1,251.25
17521						
01/14	01/09/2014	17521	5740	QUINN POWER SYSTEM	CAT TRACTOR	141.51
Total 17521:						141.51
17522						
01/14	01/09/2014	17522	62447	REEB GOVERNMENT RELATIONS LLC	LOBBYIST	1,500.00
Total 17522:						1,500.00
17523						
01/14	01/09/2014	17523	5692	SECURITY FIRE PROTECTION	MAINT-FIRE EXTINGUISHERS	790.00
Total 17523:						790.00
17524						
01/14	01/09/2014	17524	3550	SOUTHERN COUNTIES FUELS	DIESEL CLEAR	590.83
Total 17524:						590.83
17525						
01/14	01/09/2014	17525	5900	THE GAS COMPANY	GAS UTILITY BILL	324.28
Total 17525:						324.28
17526						
01/14	01/09/2014	17526	6500	THERMALAIR INC	FIX NO HEAT IN LOBBY	290.00
Total 17526:						290.00
17527						
01/14	01/09/2014	17527	62406	UNITED RENTALS	AUGER GAS 2 MAIN	137.97
Total 17527:						137.97
17528						
01/14	01/09/2014	17528	323	UPS	POSTAGE	68.01
01/14	01/09/2014	17528	323	UPS	POSTAGE	15.71
Total 17528:						83.72
17529						
01/14	01/09/2014	17529	205	WARREN GRAPHICS	DISTRICT RULES & REGS-QUANTITY 509	542.16
Total 17529:						542.16

GL Period	Check Issue Date	Check Number	Vendor Number	Payee	Description	Check Amount
17530						
01/14	01/09/2014	17530	62441	CUEMA	ELECTED OFFICIALS SUMMIT REGISTRATION-KE	650.00
Total 17530:						650.00
17531						
01/14	01/13/2014	17531	1625	ANTHEM BLUE CROSS	RETIREE HEALTH BENEFITS	1,588.94
Total 17531:						1,588.94
17532						
01/14	01/14/2014	17532	3375	ANTHONY LIMA	MILEAGE REIMBURSEMENT	51.64
Total 17532:						51.64
17533						
01/14	01/14/2014	17533	3360	ROBERT LEWIS	MILEAGE REIMBURSEMENT	56.50
01/14	01/14/2014	17533	3360	ROBERT LEWIS	REIMBURSABLE EXPENSE-ACWA FALL CONFERE	302.10
Total 17533:						358.60
17534						
01/14	01/14/2014	17534	62045	SZU-PEI LU-YANG	MILEAGE REIMBURSEMENT	51.64
01/14	01/14/2014	17534	62045	SZU-PEI LU-YANG	NON REIMBURSABLE EXPENSE-ACWA FALL CON	19.00
Total 17534:						32.64
17535						
01/14	01/14/2014	17535	62486	TERESA RIOS	MILEAGE REIMBURSMENT	29.15
Total 17535:						29.15
17538						
01/14	01/16/2014	17538	750	A & B ELECTRIC	Final Billing - Electrical work on RWD/LHHCWD Interc	23,551.57
01/14	01/16/2014	17538	750	A & B ELECTRIC	INSTALLED POWER & CONTROLS FOR GATE MOT	7,572.61
Total 17538:						31,124.18
17539						
01/14	01/16/2014	17539	4600	AIRGAS USA LLC	TANK RENTAL	60.07
Total 17539:						60.07
17540						
01/14	01/16/2014	17540	3850	ATHENS SERVICES (MODERN SVC)	TRASH SERVICE	611.40
Total 17540:						611.40
17541						
01/14	01/16/2014	17541	62534	CINTAS DOCUMENT MANAGEMENT	SHREDDING SERVICE	55.00
Total 17541:						55.00
17542						
01/14	01/16/2014	17542	62540	CONSOLIDATED CONTRACTING SER	Consolidated Contracting Progress Payment #3	116,990.19

GL Period	Check Issue Date	Check Number	Vendor Number	Payee	Description	Check Amount
Total 17542:						116,990.19
17543						
01/14	01/16/2014	17543	1270	DATA QUICK INFORMATION SYSINC	PROPERTY DATA INFO	100.00
Total 17543:						100.00
17544						
01/14	01/16/2014	17544	2185	DEPARTMENT OF PUBLIC HEALTH	RECYCLED WATER FEES	8,782.20
Total 17544:						8,782.20
17545						
01/14	01/16/2014	17545	2253	DUKE'S LANDSCAPING INC	GARDENING SERVICE	1,695.00
Total 17545:						1,695.00
17546						
01/14	01/16/2014	17546	33	DUSTIN T MOISIO	REIMBURSABLE EXPENSE-BOOTS	163.44
Total 17546:						163.44
17547						
01/14	01/16/2014	17547	2300	FEDERAL EXPRESS	POSTAGE	43.13
Total 17547:						43.13
17548						
01/14	01/16/2014	17548	330	FUEL PRO INC	SENSOR ALARM	1,452.98
Total 17548:						1,452.98
17549						
01/14	01/16/2014	17549	5600	G M SAGER CONSTRUCTION	INLAY/CAP	2,123.00
Total 17549:						2,123.00
17550						
01/14	01/16/2014	17550	62302	GEXPRO	GLOBALCARE PROGRAM - 1 YEAR (11/10/2013 TO	8,762.11
Total 17550:						8,762.11
17551						
01/14	01/16/2014	17551	2600	HACH COMPANY	TOOLS & SUPPLIES	107.74
Total 17551:						107.74
17552						
01/14	01/16/2014	17552	244	INFOSEND INC	BILLING SERVICE	2,008.36
01/14	01/16/2014	17552	244	INFOSEND INC	BILLING SERVICE	26.99
Total 17552:						2,035.35
17553						
01/14	01/16/2014	17553	397	JANET MORNINGSTAR	LEGAL FEES	2,537.50

GL Period	Check Issue Date	Check Number	Vendor Number	Payee	Description	Check Amount
Total 17553:						2,537.50
17554						
01/14	01/16/2014	17554	27	JOHN T JACOBSEN	REIMBURSEMENT-WORK BOOTS (2 PAIRS)	74.11
Total 17554:						74.11
17555						
01/14	01/16/2014	17555	3405	LOS ANGELES BUSINESS JOURNAL	SUBSCRIPTION-52 ISSUES	69.95
Total 17555:						69.95
17556						
01/14	01/16/2014	17556	62327	MATHIS CONSULTING GROUP	CONSULTING SERVICES	11,552.53
Total 17556:						11,552.53
17557						
01/14	01/16/2014	17557	62062	ROBERT LEAMY	REIMBURSABLE EXPENSE-SCHOOL FALL 2013 CL	173.00
Total 17557:						173.00
17558						
01/14	01/16/2014	17558	5625	SAN GABRIEL VALLEY WATER ASSN	2014 MEMBERSHIP DUES	100.00
Total 17558:						100.00
17559						
01/14	01/16/2014	17559	5760	SIGN DEPOT	RTA ARROW	27.25
Total 17559:						27.25
17560						
01/14	01/16/2014	17560	62166	SO CAL GAS CO	GAS UTILITY BILL-2505 ARTIGAS	54.40
Total 17560:						54.40
17561						
01/14	01/16/2014	17561	5800	SO CALIFORNIA EDISON	OFFICE & PUMPING POWER	13,868.44
01/14	01/16/2014	17561	5800	SO CALIFORNIA EDISON	OFFICE & PUMPING POWER	1,540.94
Total 17561:						15,409.38
17562						
01/14	01/16/2014	17562	61991	STATE BOARD OF EQUALIZATION	UNDERGROUND STORAGE FEE	147.86
Total 17562:						147.86
17563						
01/14	01/16/2014	17563	62325	THE BANK OF NEW YORK MELLON	TRUSTEE FEES-COP	1,900.00
Total 17563:						1,900.00
17564						
01/14	01/16/2014	17564	7700	WALNUT VALLEY WATER DISTRICT	RECLAIMED WATER	444.44

GL Period	Check Issue Date	Check Number	Vendor Number	Payee	Description	Check Amount
Total 17564:						444.44
17565						
01/14	01/16/2014	17565	62084	WESTIN ENGINEERING INC	ENGINEERING-CMMS IMPLEMENTATION	5,505.00
01/14	01/16/2014	17565	62084	WESTIN ENGINEERING INC	ENGINEERING-CMMS IMPLEMENTATION	10,060.00
Total 17565:						15,565.00
17566						
01/14	01/21/2014	17566	4750	PWR JT WATER LINE COMMISSION	452.3 AC FT-NOV 2013 WATER	384,002.70
01/14	01/21/2014	17566	4750	PWR JT WATER LINE COMMISSION	MWD CAPACITY RESERVATION CHARGE	5,801.72
01/14	01/21/2014	17566	4750	PWR JT WATER LINE COMMISSION	TVMWD CONNECTED CAPACITY CHARGE	2,455.93
01/14	01/21/2014	17566	4750	PWR JT WATER LINE COMMISSION	TVMWD WATER USE CHARGE	5,860.90
Total 17566:						398,121.25
17567						
01/14	01/23/2014	17567	117	ACE PELIZON PLUMBING INC	CHECKED MENS RESTROOM-WAREHOUSE	375.00
Total 17567:						375.00
17568						
01/14	01/23/2014	17568	1050	ACWA JOINT POWERS INSURANCE A	WORKERS' COMP QUARTERLY PREMIUM	16,099.00
Total 17568:						16,099.00
17569						
01/14	01/23/2014	17569	1000	ACWA/JPIA	EMPLOYEE HEALTH BENEFITS	43,353.76
01/14	01/23/2014	17569	1000	ACWA/JPIA	EMPLOYEE VISION BENEFITS	614.22
01/14	01/23/2014	17569	1000	ACWA/JPIA	EMPLOYEE ASSISTANCE PROGRAM	88.55
01/14	01/23/2014	17569	1000	ACWA/JPIA	RETIRES HEALTH BENEFITS	8,510.56
Total 17569:						52,567.09
17570						
01/14	01/23/2014	17570	62113	ADVANCED ELECTRONICS INC.	TONE REMOTES NOT WORKING	272.50
Total 17570:						272.50
17571						
01/14	01/23/2014	17571	62071	CALIFORNIA LIVING INC	INTERIOR PLANT MAINTENANCE	430.00
Total 17571:						430.00
17572						
01/14	01/23/2014	17572	403	CASELLE INC	CONTRACT SUPPORT CHARGES	1,166.00
Total 17572:						1,166.00
17573						
01/14	01/23/2014	17573	62563	CENTRAL BASIN WATER ASSOCIATIO	QUARTERLY MEMBERSHIP MEETING-RESERVATI	75.00
Total 17573:						75.00
17574						
01/14	01/23/2014	17574	62309	CITY OF INDUSTRY CITY HALL	RECYCLED WATER SYSTEM	12,454.81

GL Period	Check Issue Date	Check Number	Vendor Number	Payee	Description	Check Amount
Total 17574:						12,454.81
17575						
01/14	01/23/2014	17575	1900	CLINICAL LAB OF S B	WATER SAMPLES	2,682.50
Total 17575:						2,682.50
17576						
01/14	01/23/2014	17576	62548	CORPORATE BUSINESS INTERIORS	Modesty Panels	809.88
Total 17576:						809.88
17577						
01/14	01/23/2014	17577	62487	EDUCATION & TRAINING SERVICES	PUBLIC UTILITIES & WATERWORKS MANAGEMEN	549.00
01/14	01/23/2014	17577	62487	EDUCATION & TRAINING SERVICES	PUBLIC UTILITIES & WATERWORKS MANAGEMEN	549.00
Total 17577:						1,098.00
17578						
01/14	01/23/2014	17578	5600	G M SAGER CONSTRUCTION	ASPHALT & CONCRETE REPAIRS	21,000.00
Total 17578:						21,000.00
17579						
01/14	01/23/2014	17579	24701	GRAINGER	TOOLS & SUPPLIES	71.36
01/14	01/23/2014	17579	24701	GRAINGER	TOOLS & SUPPLIES	154.51
Total 17579:						225.87
17580						
01/14	01/23/2014	17580	379	HIGHROAD INFORMATION TECHNOL	DATA CENTER	2,557.00
01/14	01/23/2014	17580	379	HIGHROAD INFORMATION TECHNOL	MANAGED SERVICES	4,416.67
Total 17580:						6,973.67
17581						
01/14	01/23/2014	17581	62226	INLAND DESERT SECURITY &	ANSWERING SERVICE	244.60
Total 17581:						244.60
17582						
01/14	01/23/2014	17582	2120	J W D'ANGELO CO	Pipe for Installation & Relocation of Compressor	61.71
Total 17582:						61.71
17583						
01/14	01/23/2014	17583	62066	JANITORIAL SYSTEMS	MONTHLY JANITORIAL SERVICES	600.00
Total 17583:						600.00
17584						
01/14	01/23/2014	17584	257	MCMaster-CARR SUPPLY CO	TOOLS & SUPPLIES	66.41
01/14	01/23/2014	17584	257	MCMaster-CARR SUPPLY CO	TOOLS & SUPPLIES	9.25
Total 17584:						75.66

GL Period	Check Issue Date	Check Number	Vendor Number	Payee	Description	Check Amount
17585						
01/14	01/23/2014	17585	62476	NETWORKFLEET INC	MONTHLY SERVICE	399.20
Total 17585:						399.20
17586						
01/14	01/23/2014	17586	62181	ONE TOUCH OFFICE TECHNOLOGY	PRINT CARTRIDGES	493.77
Total 17586:						493.77
17587						
01/14	01/23/2014	17587	62125	PREMIER ACCESS	EMPLOYEES' DENTAL BENEFITS	3,448.69
01/14	01/23/2014	17587	62125	PREMIER ACCESS	RETIREEES' DENTAL BENEFITS	496.53
Total 17587:						3,945.22
17588						
01/14	01/23/2014	17588	5000	PUENTE BASIN WATER AGENCY	ASSESSMENT FOR PROFESSIONAL FEES	3,355.00
01/14	01/23/2014	17588	5000	PUENTE BASIN WATER AGENCY	ASSESSMENT FOR ACCOUNTING FEES	1,530.00
Total 17588:						4,885.00
17589						
01/14	01/23/2014	17589	339	S C W U A	RESERVATION (6)	150.00
01/14	01/23/2014	17589	339	S C W U A	RESERVATION (1)	25.00
Total 17589:						125.00
17590						
01/14	01/23/2014	17590	62249	SECURE SITE SOLUTIONS INC	SYSTEM MAINTENANCE	2,292.00
Total 17590:						2,292.00
17591						
01/14	01/23/2014	17591	6300	STATE OF CALIFORNIA-EDD	UNEMPLOYMENT INSURANCE	546.00
Total 17591:						546.00
17592						
01/14	01/23/2014	17592	6950	UNDERGROUND SERVICE ALERT	SERVICE ALERT	138.00
Total 17592:						138.00
17593						
01/14	01/23/2014	17593	62154	UNITED BROTHERS MOTOR GROUP I	MAINTENANCE TRUCK 8	61.04
Total 17593:						61.04
17594						
01/14	01/23/2014	17594	62353	VERIZON BUSINESS	PHONE SYSTEM-VOIP/VOICE LINE	876.59
Total 17594:						876.59
17595						
01/14	01/23/2014	17595	2900	VULCAN MATERIAL COMPANY	MIXED 10W	140.00

GL Period	Check Issue Date	Check Number	Vendor Number	Payee	Description	Check Amount
Total 17595:						140.00
17596						
01/14	01/30/2014	17596	1070	AMERICAN EXPRESS	CONFERENCE & MISC EXPENSES	115.07
01/14	01/30/2014	17596	1070	AMERICAN EXPRESS	CONFERENCE & MISC EXPENSES	538.61
01/14	01/30/2014	17596	1070	AMERICAN EXPRESS	CONFERENCE & MISC EXPENSES	690.66
01/14	01/30/2014	17596	1070	AMERICAN EXPRESS	CONFERENCE & MISC EXPENSES	87.20
01/14	01/30/2014	17596	1070	AMERICAN EXPRESS	CUSTOMER SERVICE LOBBY REMODEL	3,582.57
Total 17596:						5,014.11
17597						
01/14	01/30/2014	17597	62554	APPLIED TECHNOLOGY GROUP	TNC(M)-N(F) ADAPTER	38.57
Total 17597:						38.57
17598						
01/14	01/30/2014	17598	62492	ASSURANT EMPLOYEE BENEFITS	EMPLOYEES BENEFITS-LIFE	160.16
01/14	01/30/2014	17598	62492	ASSURANT EMPLOYEE BENEFITS	SHORT/LONG TERM DISABILITY	884.33
Total 17598:						1,044.49
17599						
01/14	01/30/2014	17599	400	AT&T MOBILITY	MOBILE PHONES, IPADS	1,796.00
Total 17599:						1,796.00
17600						
01/14	01/30/2014	17600	1476	BUSINESS CARD (VISA)	CONFERENCE & MISC EXPENSES	1,640.20
01/14	01/30/2014	17600	1476	BUSINESS CARD (VISA)	CONFERENCE & MISC EXPENSES	127.50
01/14	01/30/2014	17600	1476	BUSINESS CARD (VISA)	CONFERENCE & MISC EXPENSES	82.39
01/14	01/30/2014	17600	1476	BUSINESS CARD (VISA)	CONFERENCE & MISC EXPENSES	99.37
01/14	01/30/2014	17600	1476	BUSINESS CARD (VISA)	CONFERENCE & MISC EXPENSES	851.05
01/14	01/30/2014	17600	1476	BUSINESS CARD (VISA)	CONFERENCE & MISC EXPENSES	1,259.30
Total 17600:						4,059.81
17601						
01/14	01/30/2014	17601	62569	CITY OF LA HABRA PLANNING DEPAR	PLANNING DEPARTMENT FEES	1,700.00
Total 17601:						1,700.00
17602						
01/14	01/30/2014	17602	62540	CONSOLIDATED CONTRACTING SER	Retention Billing	12,260.39
01/14	01/30/2014	17602	62540	CONSOLIDATED CONTRACTING SER	Roof over entrance by Employee Lounge	9,800.09
01/14	01/30/2014	17602	62540	CONSOLIDATED CONTRACTING SER	Retention Invoice	17,723.64
01/14	01/30/2014	17602	62540	CONSOLIDATED CONTRACTING SER	Retention Billing	10,862.70
Total 17602:						50,646.82
17603						
01/14	01/30/2014	17603	62263	COUNTY OF LOS ANGELES	SERVICE CUTS	484.00
Total 17603:						484.00

GL Period	Check Issue Date	Check Number	Vendor Number	Payee	Description	Check Amount
17604						
01/14	01/30/2014	17604	62439	CVSTRATEGIES	COMMUNICATION SERVICES	2,846.27
Total 17604:						2,846.27
17605						
01/14	01/30/2014	17605	330	FUEL PRO INC	D/O INSPECTION	170.00
Total 17605:						170.00
17606						
01/14	01/30/2014	17606	62435	INDUSTRY PUBLIC UTILITY COMMISS	PUMPING POWER-PUMPSTATION 2A	2,679.11
Total 17606:						2,679.11
17607						
01/14	01/30/2014	17607	3365	LIEBERT CASSIDY & WHITMORE	PROFESSIONAL SVC-PERSONNEL RULES	877.50
Total 17607:						877.50
17608						
01/14	01/30/2014	17608	62447	REEB GOVERNMENT RELATIONS LLC	LOBBYIST	1,500.00
Total 17608:						1,500.00
17609						
01/14	01/30/2014	17609	5750	SHERWIN WILLIAMS	RETURN PAINT	241.88-
01/14	01/30/2014	17609	5750	SHERWIN WILLIAMS	PAINT	322.51
Total 17609:						80.63
17610						
01/14	01/30/2014	17610	62571	TELEPACIFIC COMMUNICATIONS	CANCELLATION CHARGE FOR INTERNET CONNE	2,819.00
Total 17610:						2,819.00
17611						
01/14	01/30/2014	17611	62395	TRANSWORLD SYSTEMS INC-ATTN B	COLLECTION FEES	532.65
Total 17611:						532.65
17612						
01/14	01/30/2014	17612	62501	TW TELECOM	INTERNET & DATA	1,168.01
Total 17612:						1,168.01
17614						
01/14	01/30/2014	17614	382	W A RASIC CONSTRUCTION CO INC	INSTALL 6" FIRE SERVICE	14,561.00
Total 17614:						14,561.00
17615						
01/14	01/30/2014	17615	2550	VERIZON CALIFORNIA	PHONE SERVICE	516.07
Total 17615:						516.07

GL Period	Check Issue Date	Check Number	Vendor Number	Payee	Description	Check Amount
17616						
01/14	01/30/2014	17616	62572	FABRICATION CONCEPTS CORP	Kiosk	9,249.35
01/14	01/30/2014	17616	62572	FABRICATION CONCEPTS CORP	Kiosk	9,249.35-
01/14	01/30/2014	17616	62572	FABRICATION CONCEPTS CORP	Billboard	3,925.00
01/14	01/30/2014	17616	62572	FABRICATION CONCEPTS CORP	Billboard	3,925.00-
Total 17616:						.00
Grand Totals:						<u>1,353,031.48</u>

Summary by General Ledger Account Number

GL Account	Debit	Credit	Proof
11182-0	7,572.61	.00	7,572.61
11505-0	356,003.71	13,174.35-	342,829.36
222100	13,717.12	1,366,748.60-	1,353,031.48-
22210-0	.00	.00	.00
51310-0	748,478.40	.00	748,478.40
51410-1	7,630.22	.00	7,630.22
51410-2	5,500.47	.00	5,500.47
51410-3	3,811.55	.00	3,811.55
51410-5	10,745.29	.00	10,745.29
51510-0	12,899.25	.00	12,899.25
51810-0	4,885.00	.00	4,885.00
52310-0	16,547.55	.00	16,547.55
54209-0	1,365.00	.00	1,365.00
54211-0	2,555.13	.00	2,555.13
54212-0	80.12	.00	80.12
54213-0	29.69	.00	29.69
54214-0	140.00	.00	140.00
54216-0	9,842.68	.00	9,842.68
56210-0	2,141.00	.00	2,141.00
56211-0	5,071.40	.00	5,071.40
56212-0	69.95	.00	69.95
56214-0	708.47	.00	708.47
56215-0	145.00	.00	145.00
56216-0	126.85	.00	126.85
56217-0	239.93	.00	239.93
56218-0	6,415.00	.00	6,415.00
56218-1	1,251.25	.00	1,251.25
56219-0	5,829.68	.00	5,829.68
56220-0	12,798.58	.00	12,798.58
56221-0	8,204.72	.00	8,204.72
56223-0	10,467.32	111.21-	10,356.11
56311-0	16,099.00	.00	16,099.00
56312-0	12,461.35	.00	12,461.35
56320-0	12,049.90	25.00-	12,024.90
56411-0	43,353.76	.00	43,353.76
56413-0	3,448.69	.00	3,448.69
56414-0	546.00	.00	546.00
56415-0	614.22	.00	614.22
56416-0	160.16	.00	160.16
56417-0	10,596.03	.00	10,596.03
56418-0	884.33	.00	884.33

GL Account	Debit	Credit	Proof
56419-0	88.55	.00	88.55
56710-0	474.08	.00	474.08
56812-0	5,509.25	.00	5,509.25
57312-0	976.83	.00	976.83
57314-0	4,469.34	379.85-	4,089.49
57315-0	2,682.50	.00	2,682.50
57320-0	60.00	.00	60.00
57321-0	10,718.79	26.71-	10,692.08
Grand Totals:	<u>1,380,465.72</u>	<u>1,380,465.72-</u>	<u>.00</u>

Report Criteria:

Report type: GL detail

Tab

1.3



Rowland Water District Memorandum

To: Kenneth Deck, General Manager

From: Sean S. Henry, Finance Officer

CC:

Date: February 3, 2014

Subject: Investment Update – January 2014

Economic Review: The next meeting of the Federal Reserve is scheduled for March 18th. The last meeting was held on January 28th. The Fed Funds rate remains at a target range of 0 to ¼ percent. At the meeting, the Federal Reserve stated that “economic activity has picked up in recent quarters. Labor market indicators were mixed but on balance showed further improvement. The unemployment rate declined but remains elevated. Household spending and business fixed investment advanced more quickly in recent months, while the recovery in the housing sector slowed somewhat. Fiscal policy is restraining economic growth, although the extent of restraint is diminishing. Inflation has been running below the Committee’s longer-run objective, but longer-term inflation expectations have remained stable. The latest reading of the Consumer Price Index (CPI) for Los Angeles, Riverside and Orange Counties was 1.2 for the month of December. The previous reading was 0.5 in November. The CPI averaged 1.3 for the calendar year 2013.

LAIF Update: LAIF ended the month of January with a yield of 0.23%. This represents a .03 decrease from the month of December. A comparison with last year shows LAIF .07 basis points lower than January 2013 when the yield stood at 0.30%.

RWD Investments: Rowland Water District’s bond portfolio carries an average yield of 1.52%. This represents a .02 basis point decrease from the month of January. This represents a 1.29 basis point premium to LAIF. The District had two bond purchases and one maturity in the month of January. The District’s CD Placement Program has an effective yield of 0.44% with an average maturity of 620 days.

Rowland Water District
3021 South Fullerton Road
Rowland Heights, CA 91748
Tel (562) 697-1726

ROWLAND WATER DISTRICT
SUMMARY OF CASH AND INVESTMENTS
FOR MONTH ENDED JANUARY 31, 2013



CASH	
Citizens Business Bank	898,948.84
Comerica Bank MMIA	357,729.61
TOTAL CASH	<u>1,256,678.45</u>

COMERICA SECURITIES CD PLACEMENT	NA	1mth - 2 Years	NA	NA	NA	0.44%	620	1,822,000.00	10.90%
LOCAL AGENCY INVESTMENT FUND (LAIF)	NA	NA	NA	NA	NA	0.23%	NA	1,167,249.76	6.98%

BNY MELLON INVESTMENTS (UNION BANK CUSTODIAN)																																																																																																																																																																																																																																																																														
	<table border="1" style="width: 100%; border-collapse: collapse;"> <thead> <tr> <th>Term</th> <th>Quantity</th> <th>Purchase Price</th> <th>Current Price</th> <th>Maturity Date</th> <th>Effective Yield</th> <th>Next Call</th> <th>Current Value</th> <th>% of Portfolio</th> </tr> </thead> <tbody> <tr><td>Fed Natl Mtg Assn</td><td>5 Year</td><td>250,000.00</td><td>100.531</td><td>100.015</td><td>02/05/14</td><td>2.42%</td><td>NA</td><td>250,037.50</td><td>1.50%</td></tr> <tr><td>Fed Natl Mtg Assn</td><td>5 Year</td><td>250,000.00</td><td>99.749</td><td>100.296</td><td>03/13/14</td><td>2.49%</td><td>NA</td><td>250,740.00</td><td>1.50%</td></tr> <tr><td>Fed Farm Credit Bank</td><td>5 Year</td><td>250,000.00</td><td>99.782</td><td>100.523</td><td>04/17/14</td><td>2.63%</td><td>NA</td><td>251,307.50</td><td>1.50%</td></tr> <tr><td>Fedl Home Loan Mtg Corp</td><td>5 Year</td><td>250,000.00</td><td>100.012</td><td>100.544</td><td>04/23/14</td><td>2.50%</td><td>NA</td><td>251,360.00</td><td>1.50%</td></tr> <tr><td>Fed Natl Mtg Assn</td><td>5 Year</td><td>250,000.00</td><td>99.594</td><td>100.685</td><td>05/15/14</td><td>2.50%</td><td>NA</td><td>251,712.50</td><td>1.51%</td></tr> <tr><td>Fed Natl Mtg Assn</td><td>5 Year</td><td>100,000.00</td><td>101.835</td><td>102.006</td><td>11/20/14</td><td>2.63%</td><td>NA</td><td>102,006.00</td><td>0.61%</td></tr> <tr><td>Fed Home Loan Mtg Corp</td><td>5 Year</td><td>250,000.00</td><td>100.896</td><td>102.752</td><td>02/09/15</td><td>2.88%</td><td>NA</td><td>256,880.00</td><td>1.54%</td></tr> <tr><td>US Treasury Note</td><td>5 Year</td><td>250,000.00</td><td>99.489</td><td>102.680</td><td>03/31/15</td><td>2.50%</td><td>NA</td><td>256,700.00</td><td>1.54%</td></tr> <tr><td>US Treasury Note</td><td>5 Year</td><td>250,000.00</td><td>102.016</td><td>102.875</td><td>04/30/15</td><td>2.50%</td><td>NA</td><td>257,187.50</td><td>1.54%</td></tr> <tr><td>Fedl Natl Mtg Assn</td><td>5 Year</td><td>250,000.00</td><td>102.061</td><td>103.080</td><td>07/28/15</td><td>2.38%</td><td>NA</td><td>257,700.00</td><td>1.54%</td></tr> <tr><td>US Treasury Note</td><td>5 Year</td><td>250,000.00</td><td>100.266</td><td>103.969</td><td>03/31/16</td><td>2.25%</td><td>NA</td><td>259,922.50</td><td>1.55%</td></tr> <tr><td>US Treasury Note</td><td>5 Year</td><td>250,000.00</td><td>101.219</td><td>102.438</td><td>07/31/16</td><td>1.50%</td><td>NA</td><td>256,095.00</td><td>1.53%</td></tr> <tr><td>US Treasury Note</td><td>5 Year</td><td>250,000.00</td><td>101.231</td><td>101.016</td><td>10/31/16</td><td>1.00%</td><td>NA</td><td>252,540.00</td><td>1.51%</td></tr> <tr><td>Fedl Natl Mtg Assn</td><td>5 Year</td><td>250,000.00</td><td>100.639</td><td>102.012</td><td>11/15/16</td><td>1.38%</td><td>NA</td><td>255,030.00</td><td>1.53%</td></tr> <tr><td>US Treasury Note</td><td>5 Year</td><td>250,000.00</td><td>99.942</td><td>100.633</td><td>11/30/16</td><td>0.88%</td><td>NA</td><td>251,582.50</td><td>1.50%</td></tr> <tr><td>Fed Natl Mtg Assn</td><td>5 Year</td><td>200,000.00</td><td>101.194</td><td>101.389</td><td>01/30/17</td><td>1.25%</td><td>NA</td><td>202,778.00</td><td>1.21%</td></tr> <tr><td>Fed Natl Mtg Assn</td><td>5 Year</td><td>250,000.00</td><td>100.083</td><td>99.395</td><td>08/28/17</td><td>0.88%</td><td>NA</td><td>248,487.50</td><td>1.49%</td></tr> <tr><td>US Treasury Note</td><td>5 Year</td><td>250,000.00</td><td>99.559</td><td>98.563</td><td>09/30/17</td><td>0.63%</td><td>NA</td><td>246,407.50</td><td>1.47%</td></tr> <tr><td>Fed Natl Mtg Assn</td><td>5 Year</td><td>250,000.00</td><td>100.019</td><td>98.658</td><td>12/20/17</td><td>0.88%</td><td>NA</td><td>246,645.00</td><td>1.48%</td></tr> <tr><td>Fed Home Loan Mtg Corp</td><td>5 Year</td><td>200,000.00</td><td>99.289</td><td>98.034</td><td>01/12/18</td><td>0.75%</td><td>NA</td><td>196,068.00</td><td>1.17%</td></tr> <tr><td>US Treasury Note</td><td>5 Year</td><td>200,000.00</td><td>99.742</td><td>98.258</td><td>02/28/18</td><td>0.75%</td><td>NA</td><td>196,516.00</td><td>1.18%</td></tr> <tr><td>Fed Natl Mtg Assn</td><td>5 Year</td><td>500,000.00</td><td>100.300</td><td>97.716</td><td>05/21/18</td><td>0.88%</td><td>NA</td><td>488,580.00</td><td>2.92%</td></tr> <tr><td>US Treasury Note</td><td>5 Year</td><td>250,000.00</td><td>99.727</td><td>99.852</td><td>09/30/18</td><td>1.38%</td><td>NA</td><td>249,630.00</td><td>1.49%</td></tr> <tr><td>US Treasury Note</td><td>5 Year</td><td>250,000.00</td><td>99.137</td><td>100.063</td><td>12/31/18</td><td>1.50%</td><td>NA</td><td>250,157.50</td><td>1.49%</td></tr> <tr><td>Cash Reserve Account</td><td></td><td></td><td></td><td></td><td></td><td>0.01%</td><td></td><td>303,699.00</td><td>1.82%</td></tr> <tr> <td>Total BNY Mellon Investments</td> <td></td> <td></td> <td></td> <td></td> <td></td> <td></td> <td></td> <td style="text-align: right;">6,289,769.50</td> <td style="text-align: right;">37.62%</td> </tr> </tbody> </table>	Term	Quantity	Purchase Price	Current Price	Maturity Date	Effective Yield	Next Call	Current Value	% of Portfolio	Fed Natl Mtg Assn	5 Year	250,000.00	100.531	100.015	02/05/14	2.42%	NA	250,037.50	1.50%	Fed Natl Mtg Assn	5 Year	250,000.00	99.749	100.296	03/13/14	2.49%	NA	250,740.00	1.50%	Fed Farm Credit Bank	5 Year	250,000.00	99.782	100.523	04/17/14	2.63%	NA	251,307.50	1.50%	Fedl Home Loan Mtg Corp	5 Year	250,000.00	100.012	100.544	04/23/14	2.50%	NA	251,360.00	1.50%	Fed Natl Mtg Assn	5 Year	250,000.00	99.594	100.685	05/15/14	2.50%	NA	251,712.50	1.51%	Fed Natl Mtg Assn	5 Year	100,000.00	101.835	102.006	11/20/14	2.63%	NA	102,006.00	0.61%	Fed Home Loan Mtg Corp	5 Year	250,000.00	100.896	102.752	02/09/15	2.88%	NA	256,880.00	1.54%	US Treasury Note	5 Year	250,000.00	99.489	102.680	03/31/15	2.50%	NA	256,700.00	1.54%	US Treasury Note	5 Year	250,000.00	102.016	102.875	04/30/15	2.50%	NA	257,187.50	1.54%	Fedl Natl Mtg Assn	5 Year	250,000.00	102.061	103.080	07/28/15	2.38%	NA	257,700.00	1.54%	US Treasury Note	5 Year	250,000.00	100.266	103.969	03/31/16	2.25%	NA	259,922.50	1.55%	US Treasury Note	5 Year	250,000.00	101.219	102.438	07/31/16	1.50%	NA	256,095.00	1.53%	US Treasury Note	5 Year	250,000.00	101.231	101.016	10/31/16	1.00%	NA	252,540.00	1.51%	Fedl Natl Mtg Assn	5 Year	250,000.00	100.639	102.012	11/15/16	1.38%	NA	255,030.00	1.53%	US Treasury Note	5 Year	250,000.00	99.942	100.633	11/30/16	0.88%	NA	251,582.50	1.50%	Fed Natl Mtg Assn	5 Year	200,000.00	101.194	101.389	01/30/17	1.25%	NA	202,778.00	1.21%	Fed Natl Mtg Assn	5 Year	250,000.00	100.083	99.395	08/28/17	0.88%	NA	248,487.50	1.49%	US Treasury Note	5 Year	250,000.00	99.559	98.563	09/30/17	0.63%	NA	246,407.50	1.47%	Fed Natl Mtg Assn	5 Year	250,000.00	100.019	98.658	12/20/17	0.88%	NA	246,645.00	1.48%	Fed Home Loan Mtg Corp	5 Year	200,000.00	99.289	98.034	01/12/18	0.75%	NA	196,068.00	1.17%	US Treasury Note	5 Year	200,000.00	99.742	98.258	02/28/18	0.75%	NA	196,516.00	1.18%	Fed Natl Mtg Assn	5 Year	500,000.00	100.300	97.716	05/21/18	0.88%	NA	488,580.00	2.92%	US Treasury Note	5 Year	250,000.00	99.727	99.852	09/30/18	1.38%	NA	249,630.00	1.49%	US Treasury Note	5 Year	250,000.00	99.137	100.063	12/31/18	1.50%	NA	250,157.50	1.49%	Cash Reserve Account						0.01%		303,699.00	1.82%	Total BNY Mellon Investments								6,289,769.50	37.62%
Term	Quantity	Purchase Price	Current Price	Maturity Date	Effective Yield	Next Call	Current Value	% of Portfolio																																																																																																																																																																																																																																																																						
Fed Natl Mtg Assn	5 Year	250,000.00	100.531	100.015	02/05/14	2.42%	NA	250,037.50	1.50%																																																																																																																																																																																																																																																																					
Fed Natl Mtg Assn	5 Year	250,000.00	99.749	100.296	03/13/14	2.49%	NA	250,740.00	1.50%																																																																																																																																																																																																																																																																					
Fed Farm Credit Bank	5 Year	250,000.00	99.782	100.523	04/17/14	2.63%	NA	251,307.50	1.50%																																																																																																																																																																																																																																																																					
Fedl Home Loan Mtg Corp	5 Year	250,000.00	100.012	100.544	04/23/14	2.50%	NA	251,360.00	1.50%																																																																																																																																																																																																																																																																					
Fed Natl Mtg Assn	5 Year	250,000.00	99.594	100.685	05/15/14	2.50%	NA	251,712.50	1.51%																																																																																																																																																																																																																																																																					
Fed Natl Mtg Assn	5 Year	100,000.00	101.835	102.006	11/20/14	2.63%	NA	102,006.00	0.61%																																																																																																																																																																																																																																																																					
Fed Home Loan Mtg Corp	5 Year	250,000.00	100.896	102.752	02/09/15	2.88%	NA	256,880.00	1.54%																																																																																																																																																																																																																																																																					
US Treasury Note	5 Year	250,000.00	99.489	102.680	03/31/15	2.50%	NA	256,700.00	1.54%																																																																																																																																																																																																																																																																					
US Treasury Note	5 Year	250,000.00	102.016	102.875	04/30/15	2.50%	NA	257,187.50	1.54%																																																																																																																																																																																																																																																																					
Fedl Natl Mtg Assn	5 Year	250,000.00	102.061	103.080	07/28/15	2.38%	NA	257,700.00	1.54%																																																																																																																																																																																																																																																																					
US Treasury Note	5 Year	250,000.00	100.266	103.969	03/31/16	2.25%	NA	259,922.50	1.55%																																																																																																																																																																																																																																																																					
US Treasury Note	5 Year	250,000.00	101.219	102.438	07/31/16	1.50%	NA	256,095.00	1.53%																																																																																																																																																																																																																																																																					
US Treasury Note	5 Year	250,000.00	101.231	101.016	10/31/16	1.00%	NA	252,540.00	1.51%																																																																																																																																																																																																																																																																					
Fedl Natl Mtg Assn	5 Year	250,000.00	100.639	102.012	11/15/16	1.38%	NA	255,030.00	1.53%																																																																																																																																																																																																																																																																					
US Treasury Note	5 Year	250,000.00	99.942	100.633	11/30/16	0.88%	NA	251,582.50	1.50%																																																																																																																																																																																																																																																																					
Fed Natl Mtg Assn	5 Year	200,000.00	101.194	101.389	01/30/17	1.25%	NA	202,778.00	1.21%																																																																																																																																																																																																																																																																					
Fed Natl Mtg Assn	5 Year	250,000.00	100.083	99.395	08/28/17	0.88%	NA	248,487.50	1.49%																																																																																																																																																																																																																																																																					
US Treasury Note	5 Year	250,000.00	99.559	98.563	09/30/17	0.63%	NA	246,407.50	1.47%																																																																																																																																																																																																																																																																					
Fed Natl Mtg Assn	5 Year	250,000.00	100.019	98.658	12/20/17	0.88%	NA	246,645.00	1.48%																																																																																																																																																																																																																																																																					
Fed Home Loan Mtg Corp	5 Year	200,000.00	99.289	98.034	01/12/18	0.75%	NA	196,068.00	1.17%																																																																																																																																																																																																																																																																					
US Treasury Note	5 Year	200,000.00	99.742	98.258	02/28/18	0.75%	NA	196,516.00	1.18%																																																																																																																																																																																																																																																																					
Fed Natl Mtg Assn	5 Year	500,000.00	100.300	97.716	05/21/18	0.88%	NA	488,580.00	2.92%																																																																																																																																																																																																																																																																					
US Treasury Note	5 Year	250,000.00	99.727	99.852	09/30/18	1.38%	NA	249,630.00	1.49%																																																																																																																																																																																																																																																																					
US Treasury Note	5 Year	250,000.00	99.137	100.063	12/31/18	1.50%	NA	250,157.50	1.49%																																																																																																																																																																																																																																																																					
Cash Reserve Account						0.01%		303,699.00	1.82%																																																																																																																																																																																																																																																																					
Total BNY Mellon Investments								6,289,769.50	37.62%																																																																																																																																																																																																																																																																					

MERRILL LYNCH INVESTMENTS (UNION BANK CUSTODIAN)																																																																																																																																																																																														
	<table border="1" style="width: 100%; border-collapse: collapse;"> <thead> <tr> <th>Term</th> <th>Quantity</th> <th>Purchase Price</th> <th>Current Price</th> <th>Maturity Date</th> <th>Effective Yield</th> <th>Next Call</th> <th>Current Value</th> <th>% of Portfolio</th> </tr> </thead> <tbody> <tr><td>Fedl Home Loan Bank</td><td>4 Year</td><td>240,000.00</td><td>100.441</td><td>100.761</td><td>09/12/14</td><td>1.38%</td><td>NA</td><td>241,826.40</td><td>1.45%</td></tr> <tr><td>Fedl Home Loan Bank</td><td>5 Year</td><td>300,000.00</td><td>100.687</td><td>102.229</td><td>12/12/14</td><td>2.75%</td><td>NA</td><td>306,687.00</td><td>1.83%</td></tr> <tr><td>Fedl Home Loan Bank</td><td>4 Year</td><td>245,000.00</td><td>99.270</td><td>100.857</td><td>12/12/14</td><td>1.25%</td><td>NA</td><td>247,099.65</td><td>1.48%</td></tr> <tr><td>Fedl Natl Mtg Assn</td><td>5 Year</td><td>480,000.00</td><td>100.625</td><td>101.583</td><td>09/28/16</td><td>1.25%</td><td>NA</td><td>487,598.40</td><td>2.92%</td></tr> <tr><td>Fedl Natl Mtg Assn</td><td>5 Year</td><td>500,000.00</td><td>100.898</td><td>102.012</td><td>11/15/16</td><td>1.38%</td><td>NA</td><td>510,060.00</td><td>3.05%</td></tr> <tr><td>Fedl Home Loan Mtg Corp</td><td>5 Year</td><td>465,000.00</td><td>100.427</td><td>100.600</td><td>03/08/17</td><td>1.00%</td><td>NA</td><td>467,790.00</td><td>2.80%</td></tr> <tr><td>Fedl Home Loan Mtg Corp</td><td>5 Year</td><td>250,000.00</td><td>102.124</td><td>101.095</td><td>05/12/17</td><td>1.25%</td><td>NA</td><td>252,737.50</td><td>1.51%</td></tr> <tr><td>Fedl Home Loan Mtg Corp</td><td>5 Year</td><td>250,000.00</td><td>100.793</td><td>100.031</td><td>06/29/17</td><td>1.00%</td><td>NA</td><td>250,077.50</td><td>1.50%</td></tr> <tr><td>Fedl Natl Mtg Assn</td><td>5 Year</td><td>485,000.00</td><td>101.342</td><td>99.395</td><td>08/28/17</td><td>0.88%</td><td>NA</td><td>482,065.75</td><td>2.88%</td></tr> <tr><td>Fedl Natl Mtg Assn</td><td>5 Year</td><td>495,000.00</td><td>100.650</td><td>98.658</td><td>12/20/17</td><td>0.88%</td><td>NA</td><td>488,357.10</td><td>2.92%</td></tr> <tr><td>Fedl Home Loan Mtg Corp</td><td>5 Year</td><td>495,000.00</td><td>100.066</td><td>98.034</td><td>01/12/18</td><td>0.75%</td><td>NA</td><td>485,268.30</td><td>2.90%</td></tr> <tr><td>Fedl Natl Mtg Assn</td><td>5 Year</td><td>495,000.00</td><td>100.448</td><td>98.311</td><td>02/08/18</td><td>0.88%</td><td>NA</td><td>486,639.45</td><td>2.91%</td></tr> <tr><td>Fedl Home Loan Mtg Corp</td><td>5 Year</td><td>495,000.00</td><td>100.392</td><td>98.128</td><td>03/07/18</td><td>0.88%</td><td>NA</td><td>485,733.60</td><td>2.91%</td></tr> <tr><td>Fedl Natl Mtg Assn</td><td>5 Year</td><td>500,000.00</td><td>100.530</td><td>97.716</td><td>05/21/18</td><td>0.88%</td><td>NA</td><td>488,580.00</td><td>2.92%</td></tr> <tr><td>Fedl Natl Mtg Assn</td><td>4 Year</td><td>250,000.00</td><td>98.671</td><td>98.620</td><td>09/27/18</td><td>1.27%</td><td>NA</td><td>246,550.00</td><td>1.47%</td></tr> <tr><td>Fedl Natl Mtg Assn</td><td>5 Year</td><td>245,000.00</td><td>100.061</td><td>99.874</td><td>11/27/18</td><td>1.63%</td><td>NA</td><td>244,691.30</td><td>1.46%</td></tr> <tr><td>ML Bank Deposit (Cash Account)</td><td></td><td></td><td></td><td></td><td></td><td>0.01%</td><td></td><td>9,618.24</td><td>0.06%</td></tr> <tr> <td>Total Merrill Lynch Investments</td> <td></td> <td></td> <td></td> <td></td> <td></td> <td></td> <td></td> <td style="text-align: right;">6,181,380.19</td> <td style="text-align: right;">36.98%</td> </tr> </tbody> </table>	Term	Quantity	Purchase Price	Current Price	Maturity Date	Effective Yield	Next Call	Current Value	% of Portfolio	Fedl Home Loan Bank	4 Year	240,000.00	100.441	100.761	09/12/14	1.38%	NA	241,826.40	1.45%	Fedl Home Loan Bank	5 Year	300,000.00	100.687	102.229	12/12/14	2.75%	NA	306,687.00	1.83%	Fedl Home Loan Bank	4 Year	245,000.00	99.270	100.857	12/12/14	1.25%	NA	247,099.65	1.48%	Fedl Natl Mtg Assn	5 Year	480,000.00	100.625	101.583	09/28/16	1.25%	NA	487,598.40	2.92%	Fedl Natl Mtg Assn	5 Year	500,000.00	100.898	102.012	11/15/16	1.38%	NA	510,060.00	3.05%	Fedl Home Loan Mtg Corp	5 Year	465,000.00	100.427	100.600	03/08/17	1.00%	NA	467,790.00	2.80%	Fedl Home Loan Mtg Corp	5 Year	250,000.00	102.124	101.095	05/12/17	1.25%	NA	252,737.50	1.51%	Fedl Home Loan Mtg Corp	5 Year	250,000.00	100.793	100.031	06/29/17	1.00%	NA	250,077.50	1.50%	Fedl Natl Mtg Assn	5 Year	485,000.00	101.342	99.395	08/28/17	0.88%	NA	482,065.75	2.88%	Fedl Natl Mtg Assn	5 Year	495,000.00	100.650	98.658	12/20/17	0.88%	NA	488,357.10	2.92%	Fedl Home Loan Mtg Corp	5 Year	495,000.00	100.066	98.034	01/12/18	0.75%	NA	485,268.30	2.90%	Fedl Natl Mtg Assn	5 Year	495,000.00	100.448	98.311	02/08/18	0.88%	NA	486,639.45	2.91%	Fedl Home Loan Mtg Corp	5 Year	495,000.00	100.392	98.128	03/07/18	0.88%	NA	485,733.60	2.91%	Fedl Natl Mtg Assn	5 Year	500,000.00	100.530	97.716	05/21/18	0.88%	NA	488,580.00	2.92%	Fedl Natl Mtg Assn	4 Year	250,000.00	98.671	98.620	09/27/18	1.27%	NA	246,550.00	1.47%	Fedl Natl Mtg Assn	5 Year	245,000.00	100.061	99.874	11/27/18	1.63%	NA	244,691.30	1.46%	ML Bank Deposit (Cash Account)						0.01%		9,618.24	0.06%	Total Merrill Lynch Investments								6,181,380.19	36.98%
Term	Quantity	Purchase Price	Current Price	Maturity Date	Effective Yield	Next Call	Current Value	% of Portfolio																																																																																																																																																																																						
Fedl Home Loan Bank	4 Year	240,000.00	100.441	100.761	09/12/14	1.38%	NA	241,826.40	1.45%																																																																																																																																																																																					
Fedl Home Loan Bank	5 Year	300,000.00	100.687	102.229	12/12/14	2.75%	NA	306,687.00	1.83%																																																																																																																																																																																					
Fedl Home Loan Bank	4 Year	245,000.00	99.270	100.857	12/12/14	1.25%	NA	247,099.65	1.48%																																																																																																																																																																																					
Fedl Natl Mtg Assn	5 Year	480,000.00	100.625	101.583	09/28/16	1.25%	NA	487,598.40	2.92%																																																																																																																																																																																					
Fedl Natl Mtg Assn	5 Year	500,000.00	100.898	102.012	11/15/16	1.38%	NA	510,060.00	3.05%																																																																																																																																																																																					
Fedl Home Loan Mtg Corp	5 Year	465,000.00	100.427	100.600	03/08/17	1.00%	NA	467,790.00	2.80%																																																																																																																																																																																					
Fedl Home Loan Mtg Corp	5 Year	250,000.00	102.124	101.095	05/12/17	1.25%	NA	252,737.50	1.51%																																																																																																																																																																																					
Fedl Home Loan Mtg Corp	5 Year	250,000.00	100.793	100.031	06/29/17	1.00%	NA	250,077.50	1.50%																																																																																																																																																																																					
Fedl Natl Mtg Assn	5 Year	485,000.00	101.342	99.395	08/28/17	0.88%	NA	482,065.75	2.88%																																																																																																																																																																																					
Fedl Natl Mtg Assn	5 Year	495,000.00	100.650	98.658	12/20/17	0.88%	NA	488,357.10	2.92%																																																																																																																																																																																					
Fedl Home Loan Mtg Corp	5 Year	495,000.00	100.066	98.034	01/12/18	0.75%	NA	485,268.30	2.90%																																																																																																																																																																																					
Fedl Natl Mtg Assn	5 Year	495,000.00	100.448	98.311	02/08/18	0.88%	NA	486,639.45	2.91%																																																																																																																																																																																					
Fedl Home Loan Mtg Corp	5 Year	495,000.00	100.392	98.128	03/07/18	0.88%	NA	485,733.60	2.91%																																																																																																																																																																																					
Fedl Natl Mtg Assn	5 Year	500,000.00	100.530	97.716	05/21/18	0.88%	NA	488,580.00	2.92%																																																																																																																																																																																					
Fedl Natl Mtg Assn	4 Year	250,000.00	98.671	98.620	09/27/18	1.27%	NA	246,550.00	1.47%																																																																																																																																																																																					
Fedl Natl Mtg Assn	5 Year	245,000.00	100.061	99.874	11/27/18	1.63%	NA	244,691.30	1.46%																																																																																																																																																																																					
ML Bank Deposit (Cash Account)						0.01%		9,618.24	0.06%																																																																																																																																																																																					
Total Merrill Lynch Investments								6,181,380.19	36.98%																																																																																																																																																																																					

TOTAL INVESTMENTS		15,460,399.45	100%
TOTAL CASH AND INVESTMENTS		16,717,077.90	
Weighted Average Yield of Total Investment Portfolio:		1.05%	

Market values determined by last business day of month values.
 All listed investments comply with the District's Statement of Investment Policy as established in Resolution 2-2007.
 The District's available cash and investment portfolio provides sufficient cash flow and liquidity to meet all normal obligations for at least a six-month period of time.
 NOTE: All interest values shown above are based on annual rates of return.

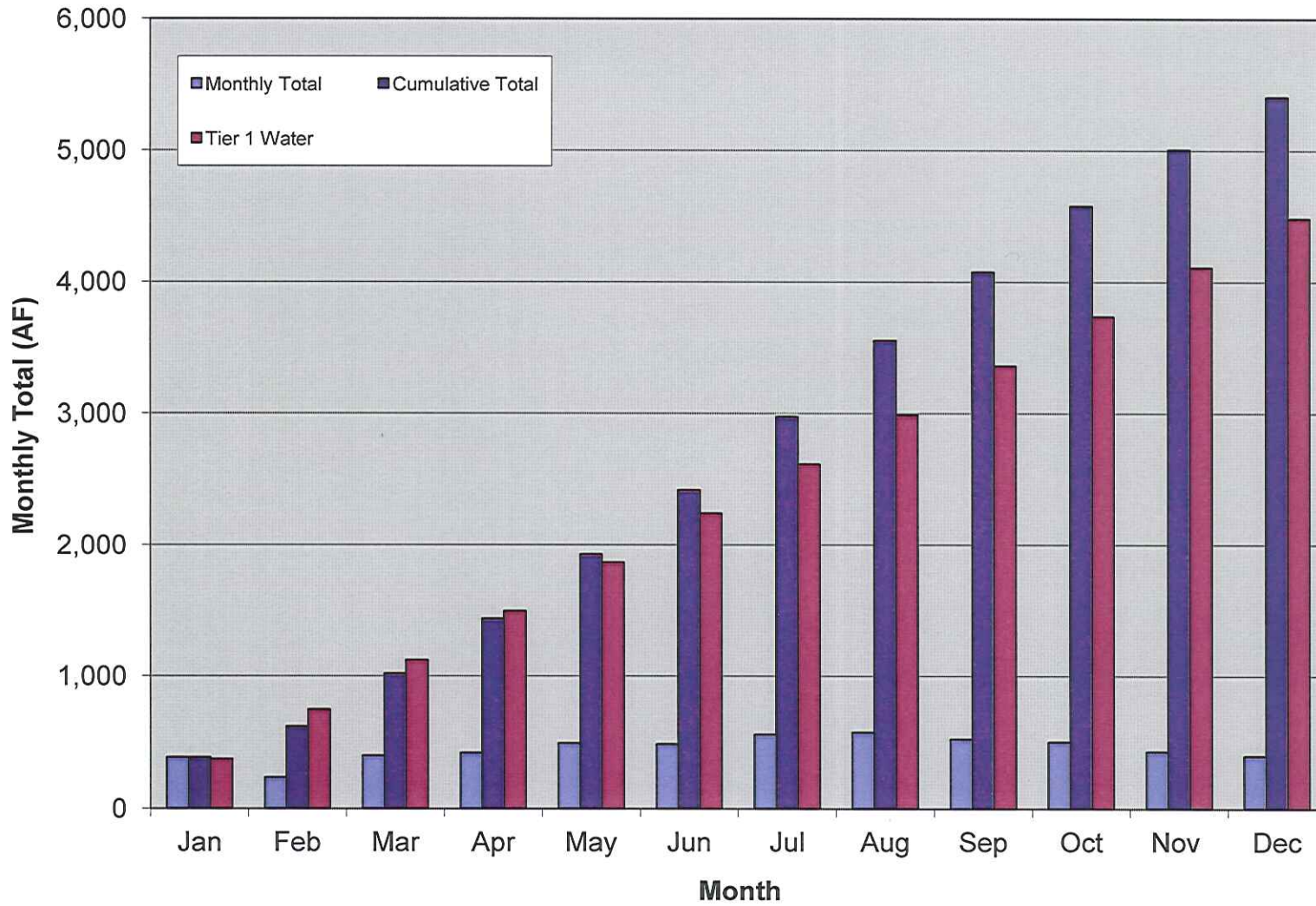
Sean S. Henry
 Sean S. Henry, Finance Officer



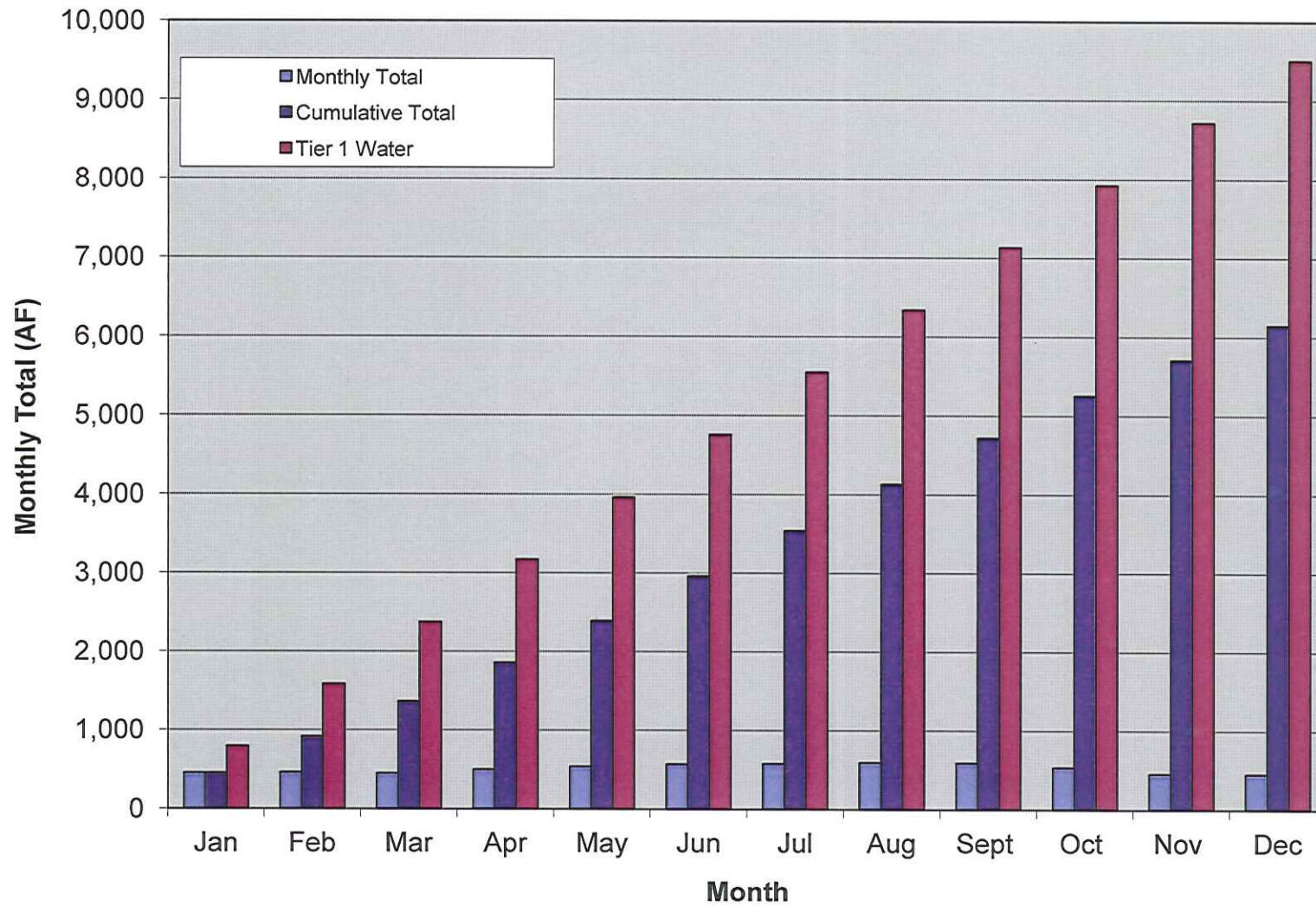
COMPARATIVE PURCHASED WATER REPORT FOR THE MONTH OF DECEMBER 2013

SOURCE / DESCRIPTION	2013			2012		
	ACRE-FEET	COST	COST/A.F.	ACRE-FEET	COST	COST/A.F.
WATER CHARGES:						
POTABLE WATER						
PUENTE BASIN WATER AGENCY / TVMWD	397.4	337,392.60	849.00	291.1	230,842.30	793.00
PWR	446.5	379,078.50	849.00	415.7	329,650.10	793.00
	843.9	716,471.10		706.8	560,492.40	
RECLAIMED WATER	53.9	12,899.25	239.32	4.4	1,049.51	238.53
TOTAL WATER CHARGES	897.8	729,370.35		711.2	561,541.91	
FIXED CHARGES:						
TVMWD--						
CAPACITY RESERVATION		4,943.57			5,022.18	
CONNECTED CAPACITY		3,044.54			3,044.54	
WATER USE CHARGE		1,769.32			1,625.55	
EQUIV. SMALL METER		3,811.55			3,780.68	
SUBTOTAL		13,568.98			13,472.95	
PWR--						
CAPACITY RESERVATION		5,801.72			7,978.80	
CONNECTED CAPACITY		2,455.93			2,455.93	
WATER USE CHARGE		5,826.17			5,767.94	
DEPRECIATION		1,389.00			1,389.00	
REPLACEMENT		1,910.00			1,910.00	
PWR BUDGET ASSESSMENT		7,797.00			7,805.67	
SUBTOTAL		25,179.82			27,307.34	
TOTAL FIXED CHARGES		38,748.80			40,780.29	
TOTAL PURCHASED WATER CHARGES		768,119.15			602,322.20	
AVERAGE WATER CHARGE:		\$ 855.56			\$ 846.91	

CY 2013 PM-22 Water Purchases



CY 2013 Rowland JWL Purchases



Tab

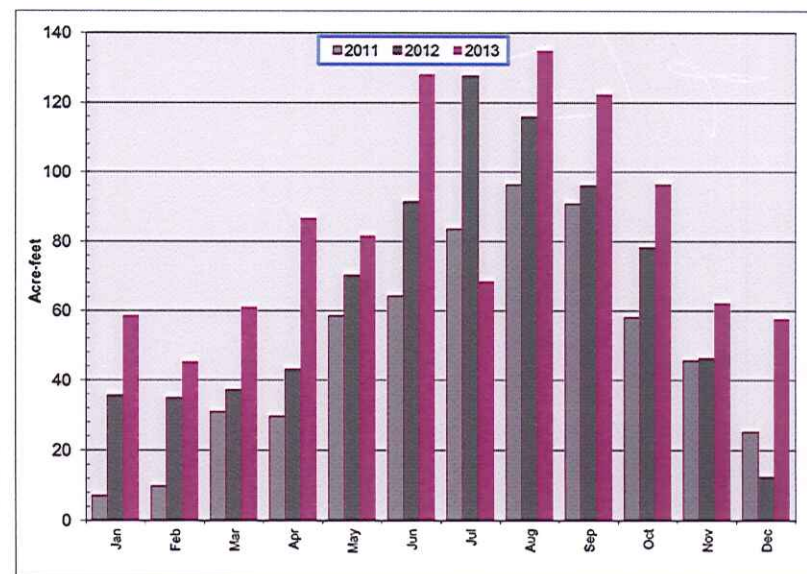
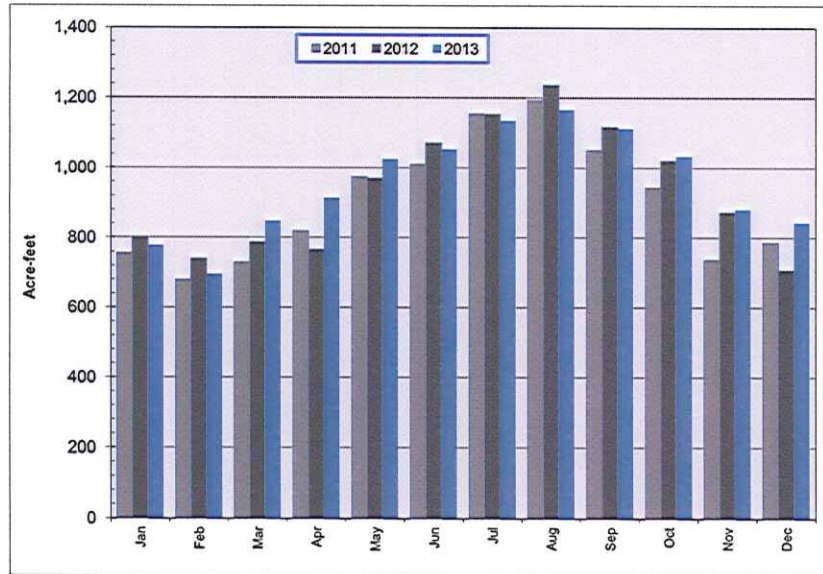
1.4



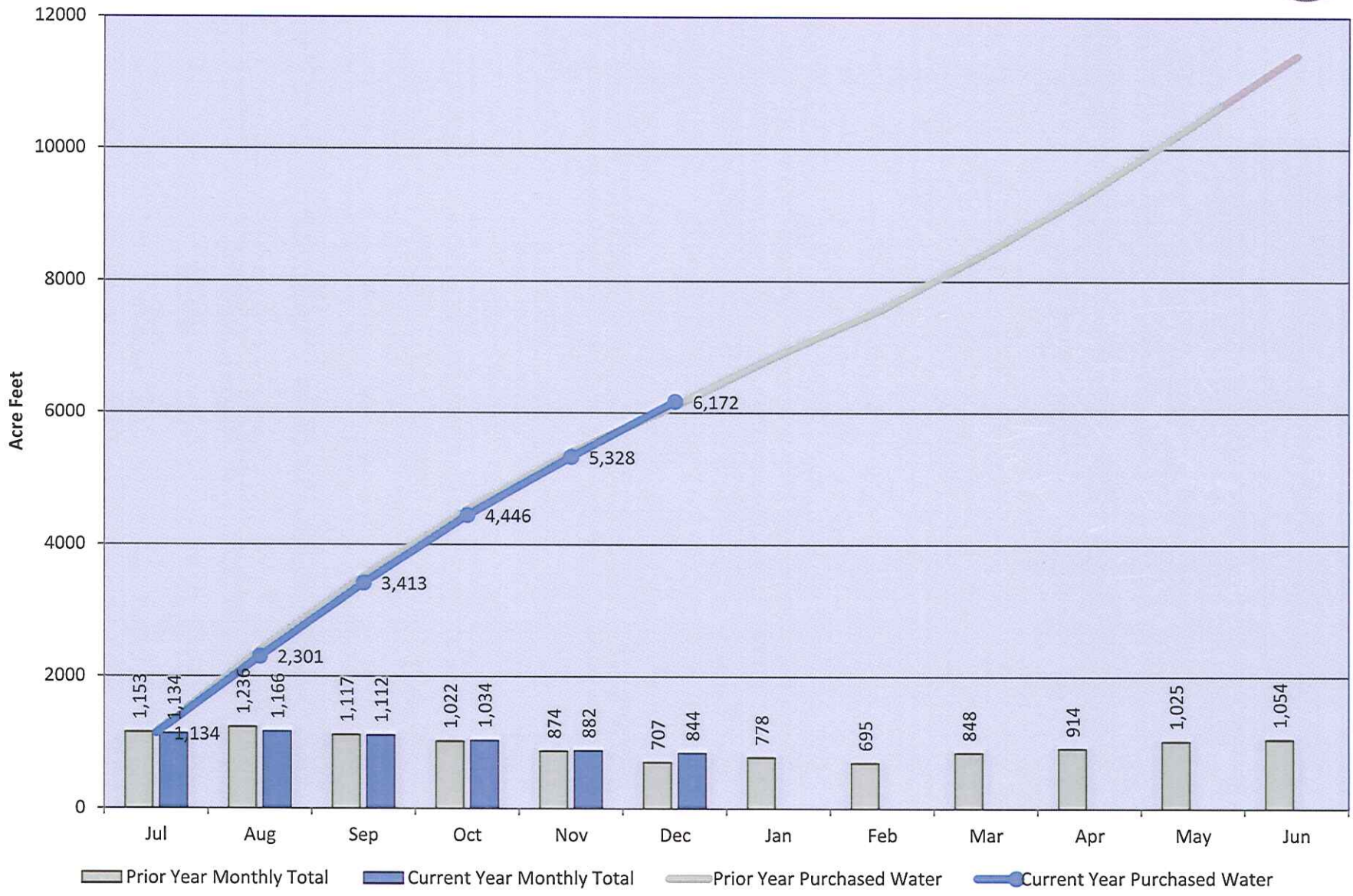
Water Purchases for CY 2013 (Acre-feet)

	POTABLE SYSTEM				TOTAL
	PM-09	PM-22	JWL		
			PM-15	Miramar	
JAN	0.0	325.1	283.3	170.0	778.4
FEB	0.0	235.0	258.2	202.0	695.2
MAR	0.0	398.0	249.1	200.6	847.7
APR	0.0	418.5	303.1	192.7	914.3
MAY	0.0	492.4	370.5	162.5	1,025.4
JUN	0.0	486.6	435.2	132.5	1,054.3
JUL	0.0	559.4	544.1	30.9	1,134.4
AUG	0.0	576.2	585.8	4.3	1,166.3
SEP	0.0	523.6	580.0	8.2	1,111.8
OCT	0.0	502.3	440.0	91.4	1,033.7
NOV	0.0	429.3	347.7	104.6	881.6
DEC	0.0	397.4	372.1	74.4	843.9
TOTAL	0.0	5,343.8	4,769.1	1,374.1	11,487.0

RECYCLED SYSTEM					
Well 1	Wet Well	WVWD	Industry	Potable Make-up	TOTAL
8.1	0.2	0.0	50.3	0.0	58.6
1.5	0.0	0.0	43.8	0.0	45.3
7.2	0.0	1.0	52.8	0.0	61.0
19.0	0.0	2.0	65.8	0.0	86.8
14.6	2.9	3.0	61.1	0.0	81.6
10.6	10.4	4.0	103.1	0.0	128.1
2.6	8.0	4.0	53.8	0.0	68.4
0.0	9.4	3.0	122.5	0.0	134.9
0.1	15.2	4.0	103.1	0.0	122.4
0.0	14.2	2.0	80.3	0.0	96.5
0.0	5.4	1.0	55.8	0.0	62.2
0.0	4.7	1.0	51.9	0.0	57.6
63.7	70.4	25.0	844.3	0.0	1,003.4



Potable Water Purchases For FY 2013-2014 (Acre-feet)



Tab

2.1



JANUARY 2014-DIRECTOR REIMBURSEMENTS

Director	Date of Meeting/Event	Meeting/Event Attended	Reimbursement	No Charge	Additional Comments <i>(Submit expense report if claiming mileage and/or meal reimbursement)</i>
Anthony J. Lima					
	1/10/2014	Project Ad-Hoc Committee Meeting	\$110.00		
	1/14/2014	RWD Board Meeting	\$110.00		
	1/15/2014	Three Valley Board Meeting	\$110.00		Mileage
	1/16/2014	Project Ad-Hoc Committee Meeting	\$110.00		
	1/24/2014	RWD Employee Recognition Dinner		X	
	1/31/2014	Project Ad-Hoc Committee Meeting	\$110.00		
		TOTAL PAYMENT	\$550.00		
John Bellah					
	1/13/14	RHCCC General Meeting	\$88.00		
	1/14/2014	RWD Board Meeting	\$88.00		
	1/15/2014	RHCCC Board Meeting		X	
	1/24/2014	RWD Employee Recognition Dinner		X	
		TOTAL PAYMENT	\$176.00		
Robert W. Lewis					
	1/13/2014	San Gabriel Valley Gov. Affairs	\$110.00		
	1/14/2014	RWD Board Meeting	\$110.00		
	1/24/2014	RWD Employee Recognition Dinner		X	
		TOTAL PAYMENT	\$220.00		

Szu-Pei Lu					
	1/10/2014	Project Ad-Hoc Committee Meeting	\$110.00		
	1/14/2014	RWD Board Meeting	\$110.00		
	1/15/2014	Three Valleys Board Meeting	\$110.00		Mileage
	1/16/2014	Project Ad-Hoc Committee Meeting	\$110.00		
	1/22/2014	CAC Meeting	\$110.00		
	1/24/2014	RWD Employee Recognition Dinner		X	Mileage
	1/31/2014	Project Ad-Hoc Committee Meeting	\$110.00		
		TOTAL PAYMENT	\$660.00		
Teresa Rios					
	1/14/2014	RWD Board Meeting	\$110.00		
	1/24/2014	RWD Employee Recognition Dinner		X	
		TOTAL PAYMENT	\$110.00		

APPROVED FOR PAYMENT:

Ken Deck

Tab

2.2

ROWLAND WATER DISTRICT
STATEMENT OF OPERATIONS



Six Months Ended December 31, 2013

	BUDGET FYE 6/30/2014	% OF BUDGET	AMOUNT	CY ACTUAL	PY ACTUAL	% OF SALES	VARIANCE FAVORABLE (UNFAVORABLE)	% OF BUDGET
WATER REVENUE	13,500,000	50%	6,750,000	6,794,279	6,025,073	73.66%	44,279	0.66%
WATER METER CHARGES	6,000,000	50%	3,000,000	2,429,719	1,998,702	26.34%	(570,281)	-19.01%
	<u>19,500,000</u>		<u>9,750,000</u>	<u>9,223,998</u>	<u>8,023,775</u>	100.00%	<u>(526,002)</u>	<u>-5.39%</u>
COST OF SALES:								
WATER PURCHASED	9,900,000	50%	4,950,000	5,333,419	6,092,107	57.82%	(383,419)	-7.75%
FIXED CHARGES	325,000	50%	162,500	166,056	183,321	1.80%	(3,556)	-2.19%
PUMPING POWER	290,000	50%	145,000	178,596	160,619	1.94%	(33,596)	-23.17%
TOTAL COST OF SALES	<u>10,515,000</u>		<u>5,257,500</u>	<u>5,678,071</u>	<u>6,436,047</u>	61.56%	<u>(420,571)</u>	<u>-8.00%</u>
GROSS PROFIT	8,985,000		4,492,500	3,545,927	1,587,728	38.44%	(946,573)	-21.07%
GROSS PROFIT %	46%		46%	38%	20%			
OTHER INCOME	690,000	50%	345,000	335,461	337,424	3.61%	78,167	17.23%
TOTAL OPERATING REVENUE	<u>9,675,000</u>		<u>4,837,500</u>	<u>3,881,388</u>	<u>1,925,152</u>	42.08%	<u>(868,406)</u>	<u>-17.95%</u>
OPERATING EXPENSES								
SALARIES AND WAGES	2,320,000	50%	1,160,000	1,154,627	1,100,374	12.52%	5,373	0.46%
EMPLOYEE & RETIREE BENEFITS	2,079,000	50%	1,039,500	1,341,651	778,030	14.55%	(302,151)	-29.07%
DEBT SERVICE INTEREST EXPENSE	2,800,000	50%	1,400,000	1,670,825	592,925	18.11%	(270,825)	-19.34%
ENGINEERING	10,000	50%	5,000	-	22,015	0.00%	5,000	100.00%
WATER SUPPLY PLANNING & DEVELOP.	100,000	50%	50,000	173,099	48,339	1.88%	(123,099)	-246.20%
OFFICE EXPENSES	175,000	50%	87,500	77,382	163,050	0.84%	10,118	11.56%
MAINTENANCE OF WATER SYSTEM	350,000	50%	175,000	168,605	139,083	1.83%	6,395	3.65%
MAINTENANCE AND OPERATION	30,000	50%	15,000	14,752	12,108	0.16%	248	1.65%
EQUIPMENT EXPENSES	15,000	50%	7,500	7,056	2,625	0.08%	444	5.92%
PROFESSIONAL SERVICES	125,000	50%	62,500	51,390	59,625	0.56%	11,110	17.78%
SERVICE CONTRACTS	275,000	50%	137,500	103,946	113,394	1.13%	33,554	24.40%
GENERAL LIABILITY INSURANCE	125,000	50%	62,500	68,856	113,683	0.75%	(6,356)	-10.17%
TOOLS AND SUPPLIES	25,000	50%	12,500	9,885	8,440	0.11%	2,615	20.92%
VEHICLE EXPENSES	80,000	50%	40,000	29,126	30,887	0.32%	10,874	27.19%
UTILITY SERVICES	75,000	50%	37,500	43,881	42,436	0.48%	(6,381)	-17.02%
DIRECTORS' COMPENSATION & BENEFITS	165,000	50%	82,500	56,171	46,371	0.61%	26,329	31.91%
MEMBERSHIP DUES	45,000	50%	22,500	34,378	32,847	0.37%	(11,878)	-52.79%
WATER TESTS	30,000	50%	15,000	9,688	12,933	0.11%	5,312	35.41%
COMPLIANCE	70,000	50%	35,000	39,351	30,896	0.43%	(4,351)	-12.43%
OPERATING ASSESSMENTS	80,000	50%	40,000	45,019	38,640	0.49%	(5,019)	-12.55%
WATER CONSERVATION	10,000	50%	5,000	3,937	-	0.04%	1,063	21.26%
CONFERENCES	65,000	50%	32,500	20,869	28,048	0.23%	11,631	35.79%
SEMINARS & TRAINING	60,000	50%	30,000	26,207	18,139	0.28%	3,793	12.64%
BANK & INVESTMENT MGMT. FEES	100,000	50%	50,000	45,539	44,108	0.49%	4,461	8.92%
COMMUNITY OUTREACH	120,000	50%	60,000	36,056	103,000	0.39%	23,944	39.91%
MISCELLANEOUS EXPENSES	45,000	50%	22,500	25,453	16,730	0.28%	(2,953)	-13.12%
TOTAL OPERATING EXPENSES	<u>9,374,000</u>		<u>4,687,000</u>	<u>5,257,749</u>	<u>3,598,726</u>	57.00%	<u>(570,749)</u>	<u>-12.18%</u>
NET OPERATING INCOME	<u>301,000</u>	50%	<u>150,500</u>	<u>(1,376,361)</u>	<u>(1,673,574)</u>	-14.92%	<u>(1,526,861)</u>	<u>-1014.53%</u>
INTEREST INCOME	<u>300,000</u>	50%	<u>150,000</u>	<u>92,303</u>	<u>159,760</u>	1.00%	<u>(57,697)</u>	<u>-38.46%</u>
NET INCOME	<u>\$ 601,000</u>		<u>\$ 300,500</u>	<u>\$ (1,284,058)</u>	<u>\$ (1,513,814)</u>	-13.92%	<u>\$ (1,584,558)</u>	<u>-527.31%</u>

SUPPLEMENTAL OTHER INCOME - 12/31/13

	<u>BUDGET FYE 6/30/2014</u>	<u>% OF BUDGET</u>	<u>AMOUNT</u>	<u>CY ACTUAL</u>	<u>PY ACTUAL</u>	<u>% OF SALES</u>	<u>VARIANCE FAVORABLE (UNFAVORABLE)</u>	<u>% OF BUDGET</u>
CUSTOMER PENALTIES	190,000	50%	95,000	99,449	97,190	1.07%	4,449	4.68%
CONNECTION FEES	40,000	50%	20,000	23,055	21,370	0.25%	3,055	15.28%
RECONNECTION FEES	20,000	50%	10,000	14,075	12,384	0.15%	4,075	40.75%
PROPERTY TAXES	250,000	50%	125,000	127,683	122,601	1.37%	2,683	2.15%
ACREAGE SUPPLY CHARGE	10,000	50%	5,000	-	-	0.00%	(5,000)	-100.00%
CONTRACT INCOME	125,000	50%	62,500	60,050	72,040	0.65%	(2,450)	-3.92%
FLOW TESTS	5,000	50%	2,500	2,240	2,310	0.02%	(260)	-10.40%
MISCELLANEOUS INCOME	<u>50,000</u>	50%	<u>25,000</u>	<u>8,909</u>	<u>9,529</u>	0.10%	<u>(16,091)</u>	<u>-64.36%</u>
TOTAL OTHER INCOME	<u>690,000</u>	50%	<u>345,000</u>	<u>335,461</u>	<u>337,424</u>	3.61%	<u>78,167</u>	<u>17.23%</u>

SUPPLEMENTAL EXPENSES - 12/31/13


	CY Actual	PY Actual
<u>SALARIES & WAGES</u>		
ADMINISTRATIVE	513,811.00	453,175.00
CUSTOMER ACCOUNTS	65,397.00	62,000.00
MAINS AND SERVICES	283,993.00	305,587.00
WATER TREATMENT	291,426.00	279,612.00
TOTAL SALARIES & WAGES	<u>1,154,627.00</u>	<u>1,100,374.00</u>
<u>EMPLOYEE BENEFITS</u>		
DENTAL INSURANCE	20,391.00	15,185.00
EMPLOYEE ASSISTANCE PROGRAM	266.00	418.00
HEALTH INSURANCE	252,942.00	179,890.00
LIFE INSURANCE PLAN	961.00	991.00
DISABILITY INSURANCE	5,271.00	5,240.00
PAYROLL TAXES	75,037.00	53,641.00
PENSION CONTRIBUTIONS	593,053.00	425,034.00
PARS (GASB 45/OPEB)	300,000.00	-
RETIREES HEALTH INSURANCE	59,064.00	48,683.00
UNEMPLOYMENT INSURANCE	960.00	1,143.00
VISION INSURANCE PLAN	3,964.00	3,169.00
WORKER'S COMPENSATION INSURANCE	29,742.00	30,449.00
TOTAL EMPLOYEE BENEFITS	<u>1,341,651.00</u>	<u>763,843.00</u>
<u>OFFICE EXPENSES</u>		
INFO TECH. SUPPORT SERVICES	70,200.00	146,463.00
POSTAGE, PRINTING & STATIONARY	2,162.00	10,520.00
SHORTLIFE SUPPLIES	5,020.00	6,067.00
TOTAL OFFICE EXPENSES	<u>77,382.00</u>	<u>163,050.00</u>
<u>PROFESSIONAL SERVICES</u>		
AUDITING	19,850.00	19,325.00
LEGAL	31,540.00	40,300.00
TOTAL PROFESSIONAL EXPENSES	<u>51,390.00</u>	<u>59,625.00</u>
<u>MAINTENANCE OF WATER SYSTEM</u>		
HYDRANTS	964.00	9,228.00
MAINS	13,168.00	18,352.00
METERS	27,939.00	6,220.00
PUMPS	23,943.00	9,319.00
RECYCLED WATER	21,658.00	10,751.00
RESERVOIRS	7,620.00	8,645.00
SERVICES	24,111.00	42,660.00
TELEMETRY	19,280.00	12,622.00
VALVES	18,612.00	20,235.00
RECYCLED WATER - COI	11,310.00	1,051.00
TOTAL MAINTENANCE OF WATER SYSTEM	<u>168,605.00</u>	<u>139,083.00</u>

CAPITAL / CONSTRUCTION IN PROGRESS (CIP) EXPENDITURES - 12/31/2013

	CY Actual	PY Actual
OFFICE FURNITURE AND EQUIPMENT	-	-
OFFICE BUILDING	20,047.61	-
METERS	-	-
PUMPING PLANT	-	-
RESERVOIRS	107,475.00	106,575.00
SERVICES	15,549.00	17,191.00
TRANSMISSION / MAINS	-	-
TRANSPORTATION EQUIPMENT	-	121,336.00
TOTAL CAPITAL EXPENDITURES (NON CONSTRUCTION)	<u>143,071.61</u>	<u>245,102.00</u>
TOTAL CONSTRUCTION IN PROGRESS (CIP) EXPENDITURES	<u>1,254,086.00</u>	<u>556,596.00</u>
TOTAL CAPITAL / CIP EXPENDITURES	<u><u>1,397,157.61</u></u>	<u><u>801,698.00</u></u>

Tab


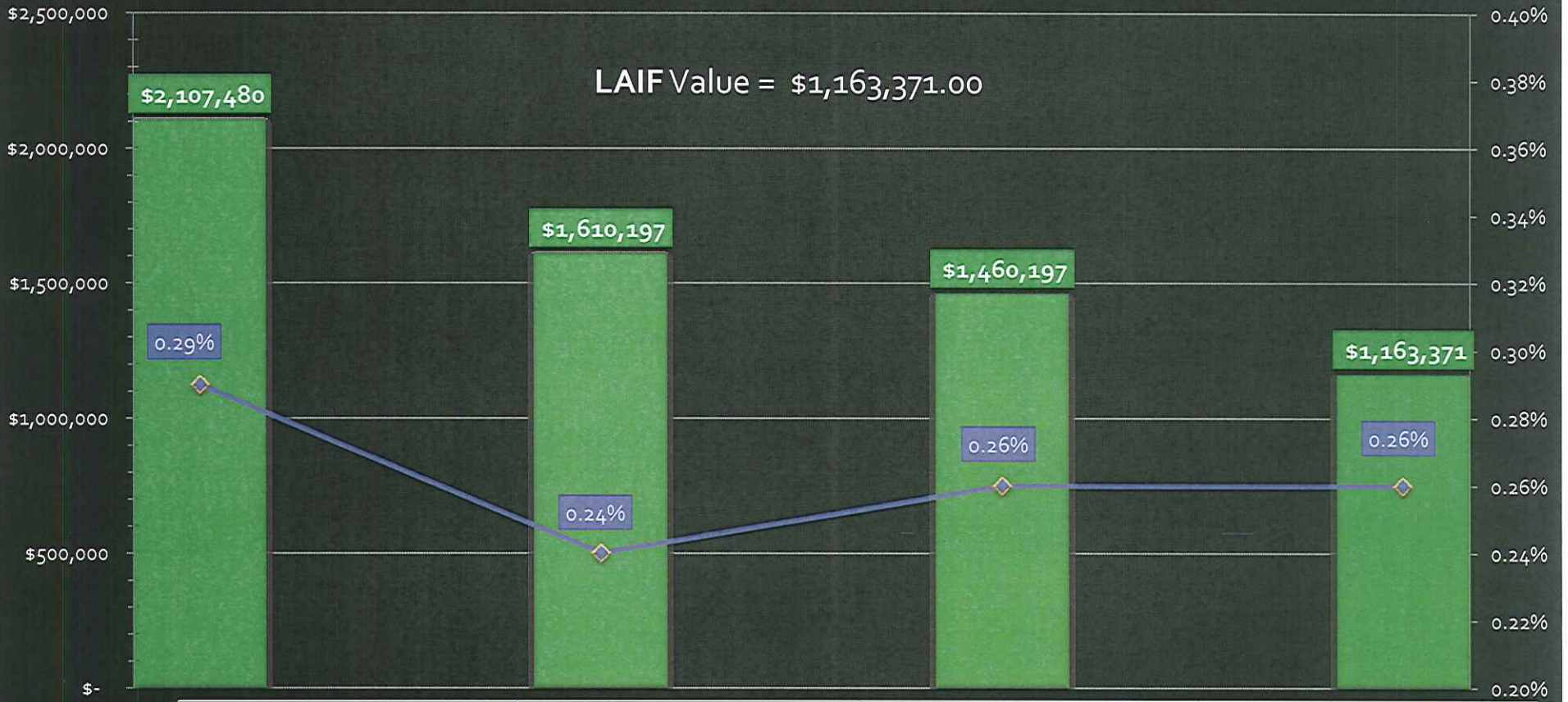
2.3



December 31, 2013


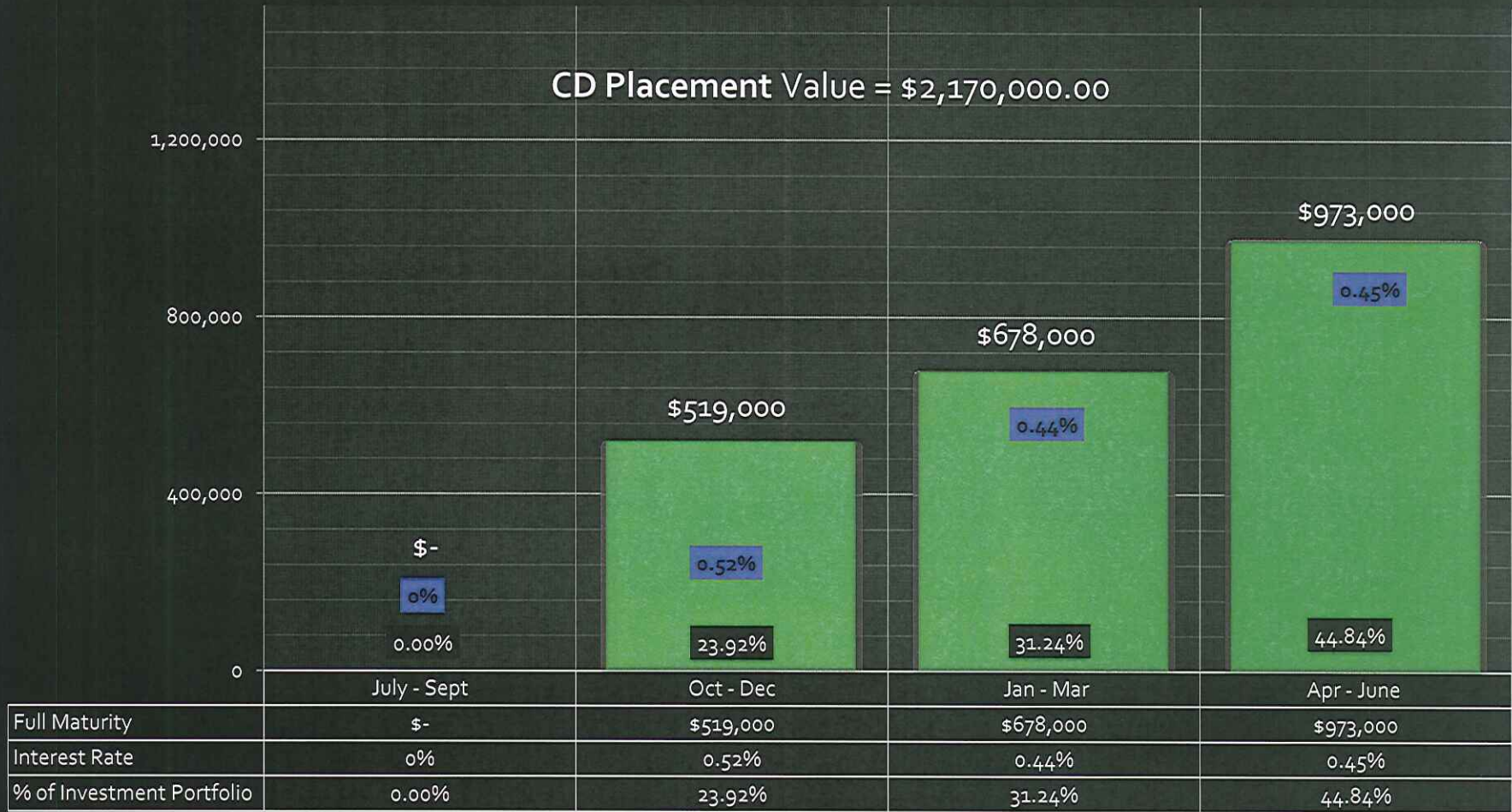
Quarterly Investment Review

Local Agency Investment Fund (LAIF)

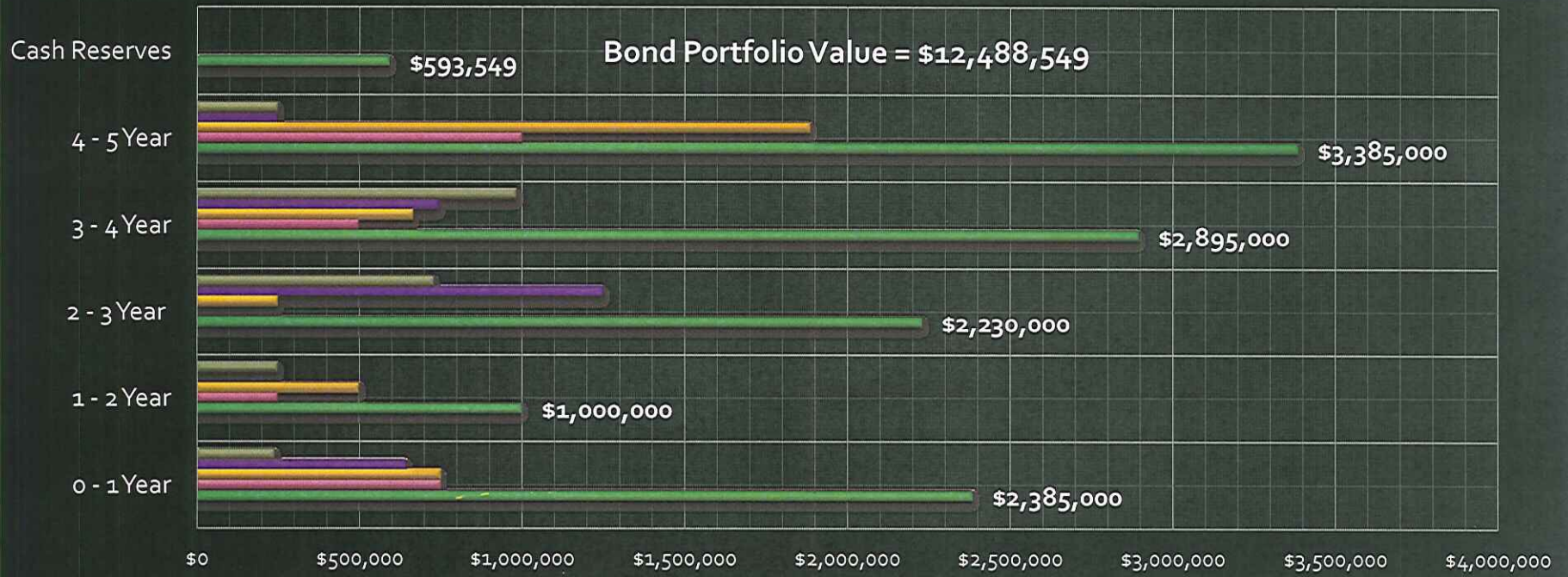


LAIF Quarterly Balances


CD Placement Portfolio



CD Placement Maturity Schedule

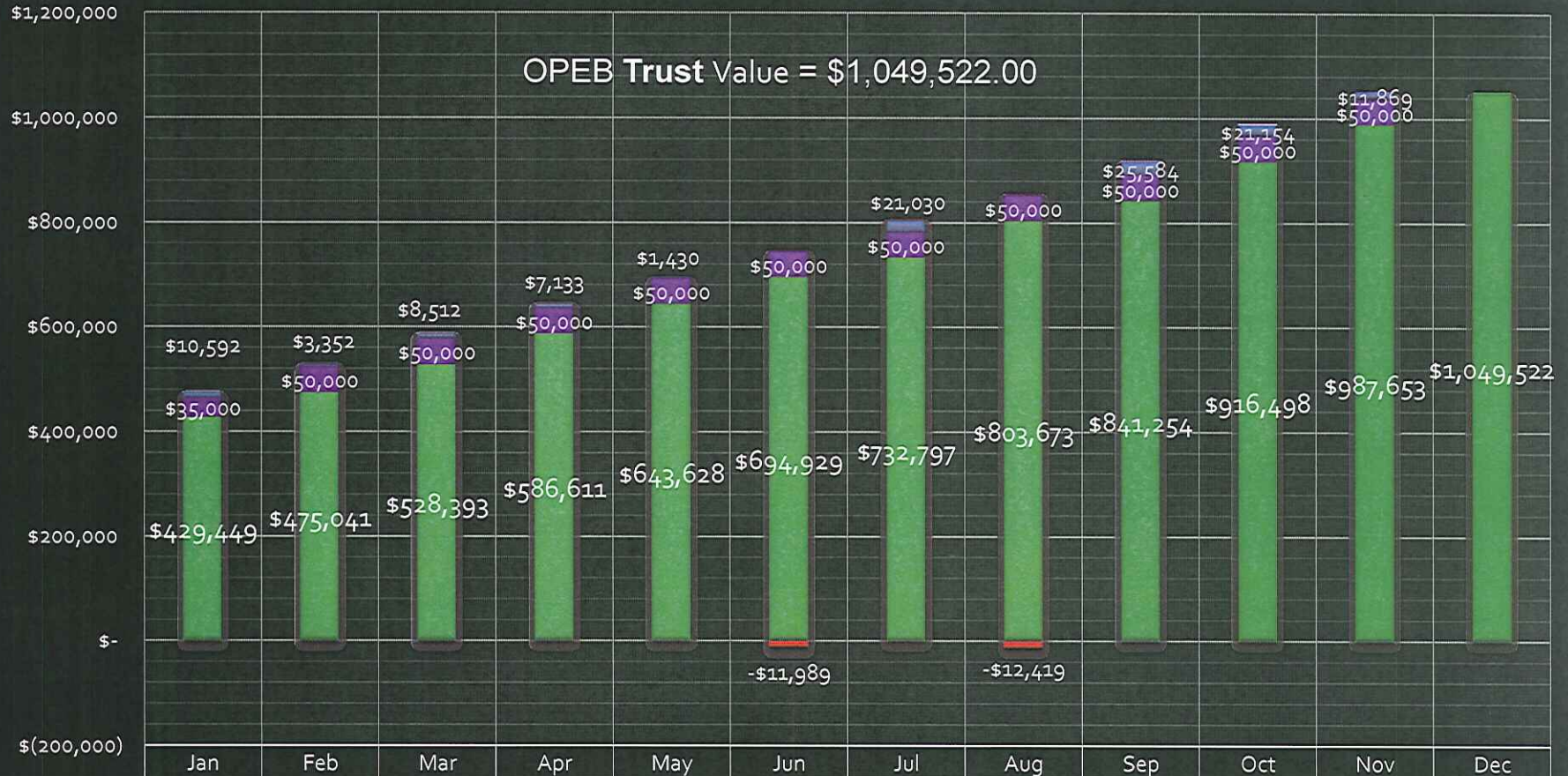


	0 - 1 Year	1 - 2 Year	2 - 3 Year	3 - 4 Year	4 - 5 Year	Cash Reserves
Jul - Sept	\$240,000	\$250,000	\$730,000	\$985,000	\$250,000	
Oct - Dec	\$645,000	\$-	\$1,250,000	\$745,000	\$250,000	
Jan - Mar	\$750,000	\$500,000	\$250,000	\$665,000	\$1,885,000	
Apr - Jun	\$750,000	\$250,000	\$-	\$500,000	\$1,000,000	
Total Bond Portfolio	\$2,385,000	\$1,000,000	\$2,230,000	\$2,895,000	\$3,385,000	\$593,549
Interest Rate	2.36%	2.57%	1.38%	0.93%	0.96%	0.01%
% of Portfolio	20.05%	8.41%	18.75%	24.34%	28.45%	4.75%




Bond Maturity Chart


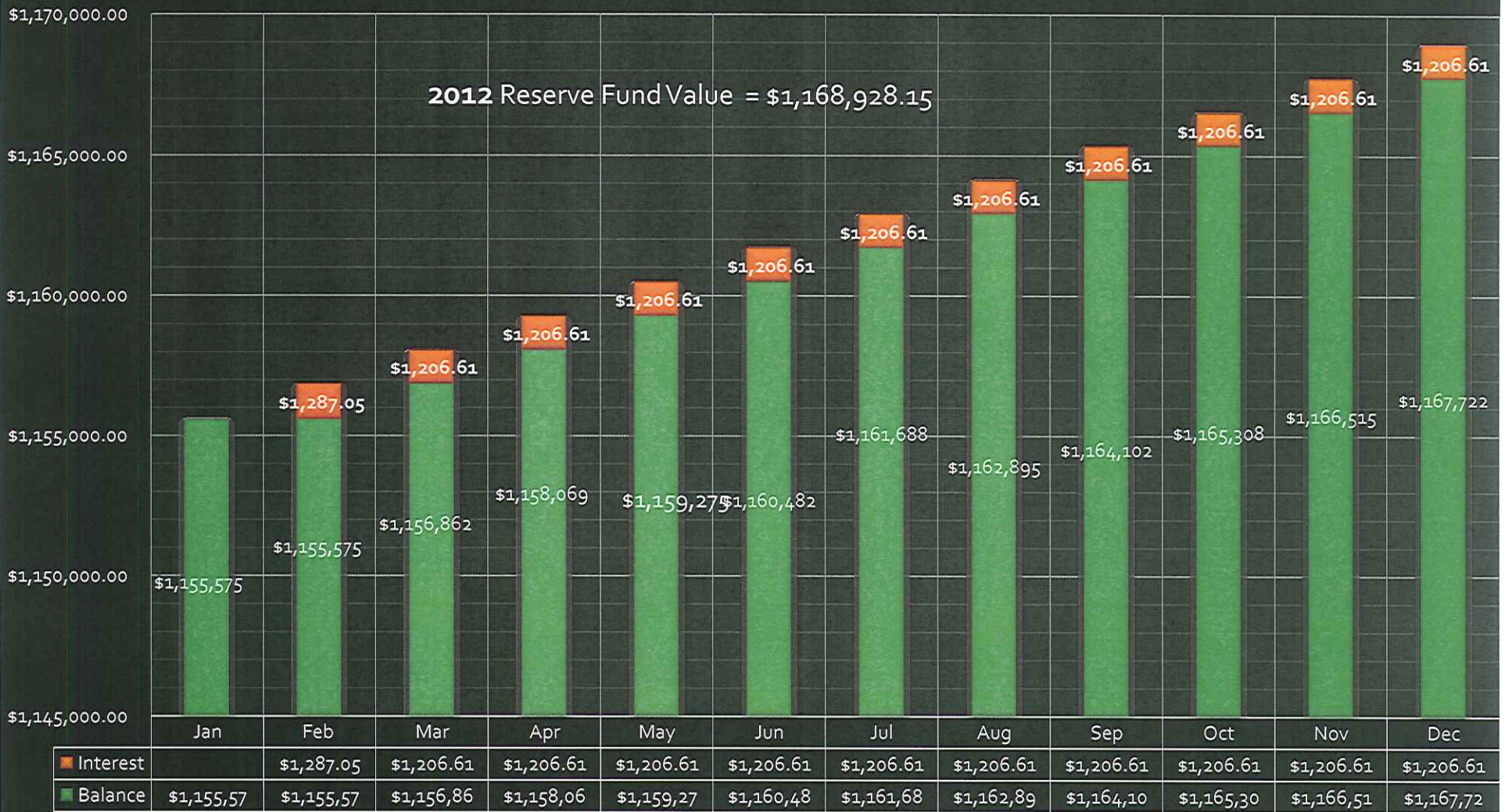
Account Balances - Contributions - Earnings




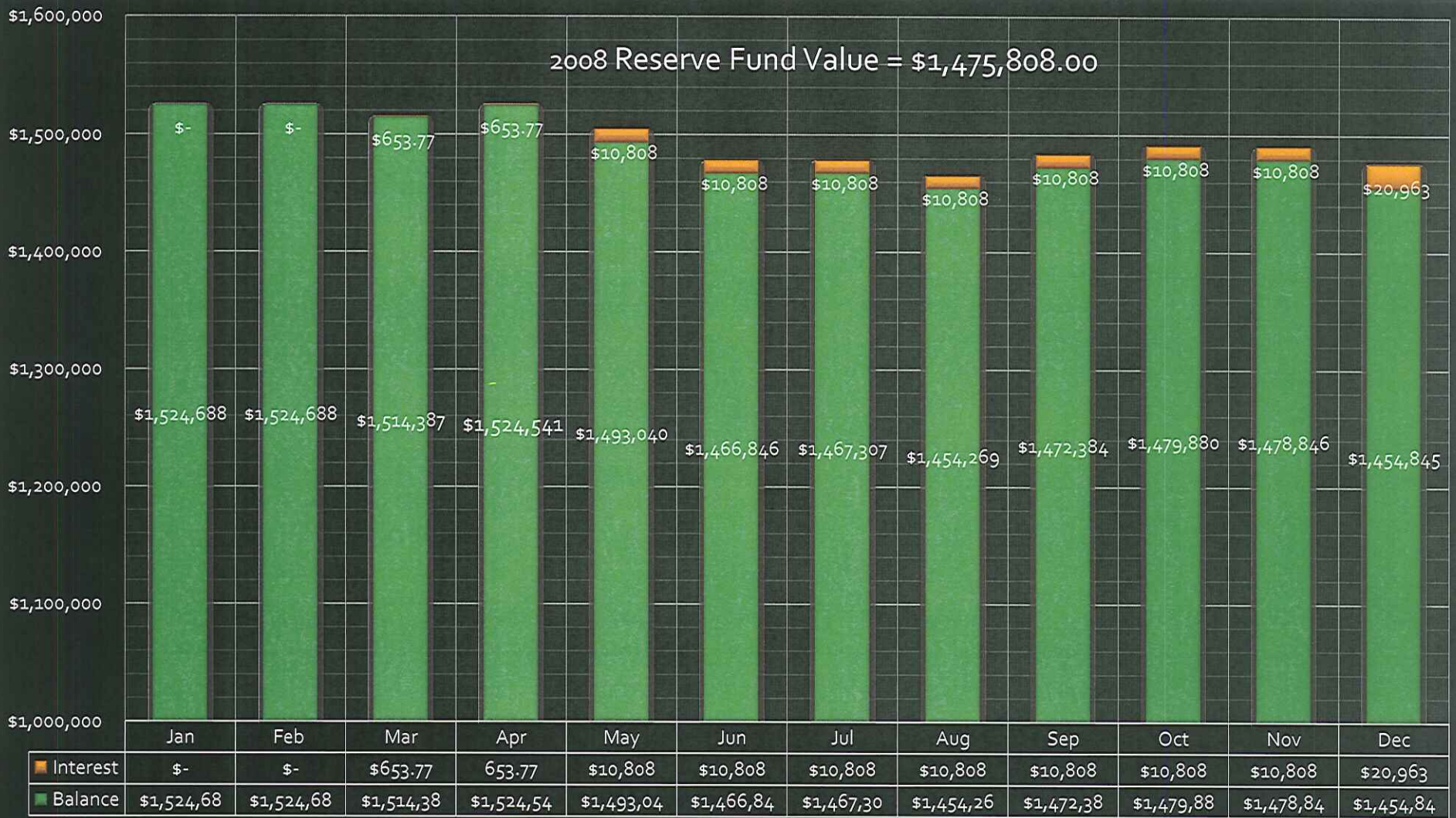
	Jan	Feb	Mar	Apr	May	Jun	Jul	Aug	Sep	Oct	Nov	Dec
Earnings/Losses	\$10,591.8	\$3,351.83	\$8,511.91	\$7,132.94	\$1,430.46	\$(11,988)	\$21,029.5	\$(12,419)	\$25,583.7	\$21,154.2	\$11,869.2	
Contribution	\$35,000.0	\$50,000.0	\$50,000.0	\$50,000.0	\$50,000.0	\$50,000.0	\$50,000.0	\$50,000.0	\$50,000.0	\$50,000.0	\$50,000.0	
Balance	\$429,449.	\$475,041.	\$528,392.	\$586,611.	\$643,627.	\$694,928.	\$732,797.	\$803,672.	\$841,253.	\$916,498.	\$987,652.	\$1,049,52




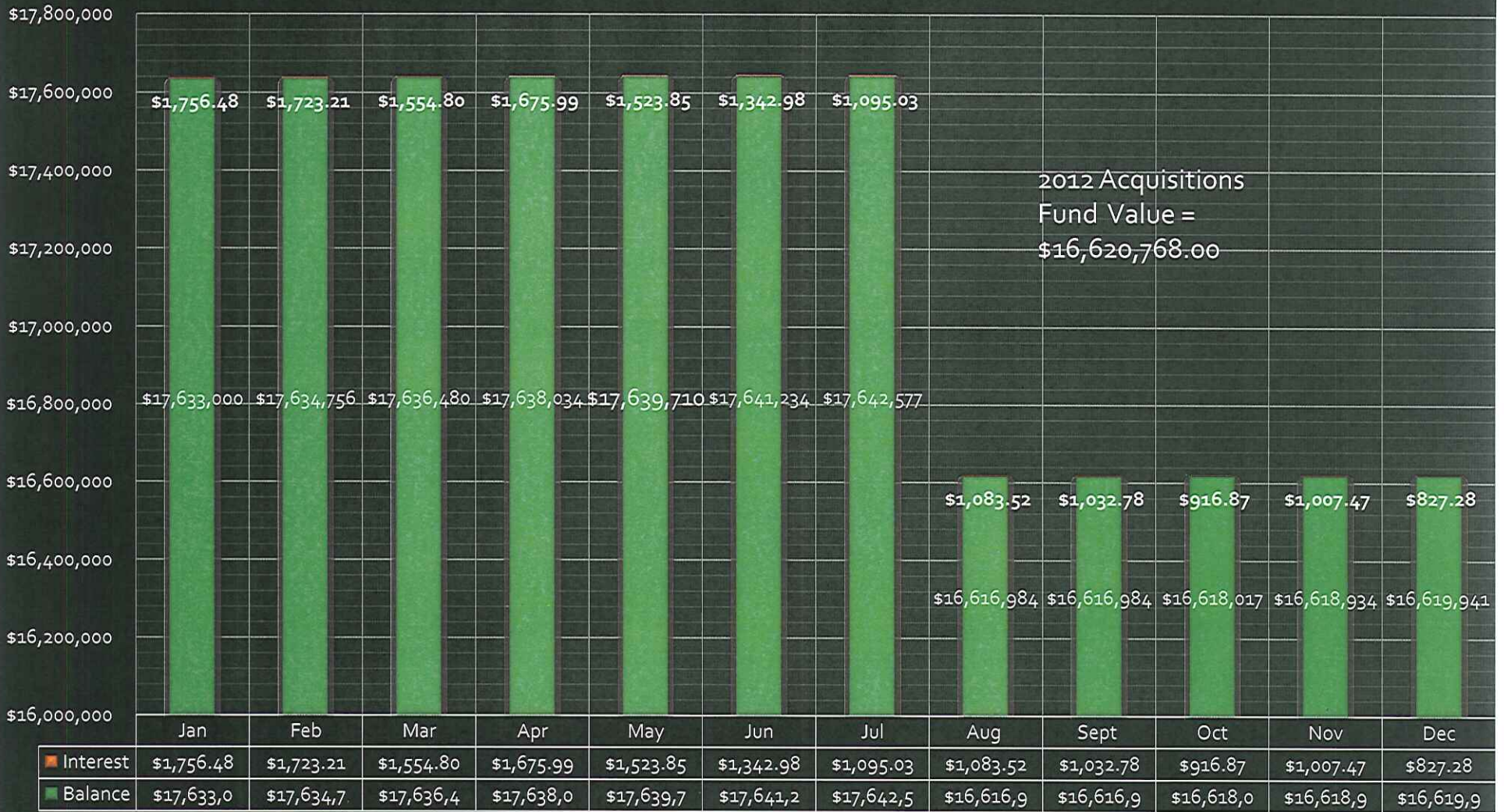
GASB 45 OPEB Trust



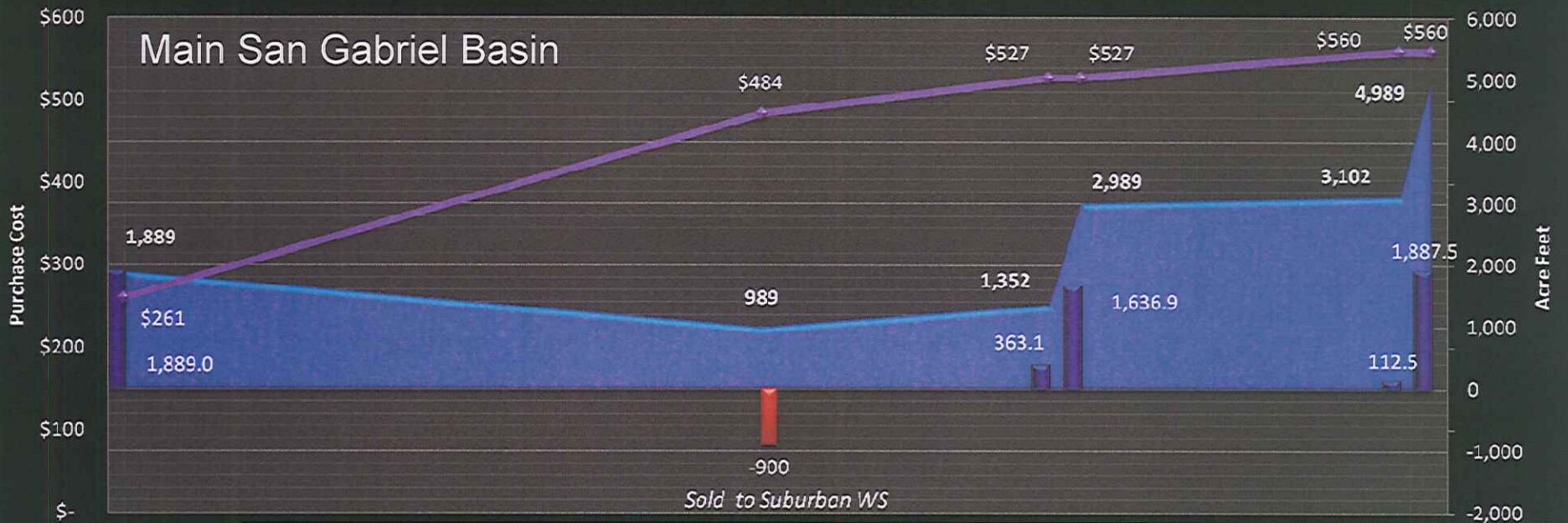
2012 Revenue Bond Reserve Fund




2008 COP Reserve Fund



2012 Revenue Bond Acquisitions Fund




	6/30/09	2/15/11	11/30/11	12/31/11	10/31/12	11/30/12
Total Storage	1,889.0	989.0	1,352.1	2,989.0	3,101.5	4,989.0
AF Purchased	1,889.0		363.1	1,636.9	112.5	1,887.5
AF Sold		(900.0)				
Purchase Cost (\$/AF)	\$261	\$484	\$527	\$527	\$560	\$560



Cyclic Storage Account



	6/30/09	2/15/11	11/30/11	12/31/11	10/31/12	11/30/12
Total Investment	\$493,029	\$258,129	\$449,483	\$1,312,129	\$1,375,129	\$2,432,129
Purchase Cost	\$493,029	\$435,600	\$191,354	\$862,646	\$63,000	\$1,057,000
AF Purchased	1,889.0	900.0	363.1	1,636.9	112.5	1,887.5



Cash Value of Cyclic Storages

Tab

2.4

**Intentionally
Left Blank**

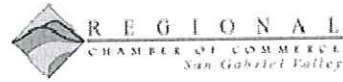
Tab

2.5

Rose Perea

Subject:
Attachments:

FW: 2014 Principal for a Day
image008.emz



2014 Principal for a Day – “*What You Learn Today, Will Determine Your Future, Tomorrow*”

January 7, 2014

Ms. Brittnie Van De Car
Rowland Water District
3021 Fullerton Road
Rowland Heights, CA 91740

Dear Ms. Van De Car,:

Rowland Unified School District, on behalf of the *Principal for a Day* Joint Program, is enlisting your support in becoming one of our corporate sponsors for our annual event. This year, *Principal for a Day*, will be held on Thursday, March 6, 2014. The purpose of this event -- organized by Rowland Unified, Hacienda La Puente Unified, and Bassett Unified School Districts, La Puente Valley Regional Occupational Program, and the Industry Manufacturers Council -- is twofold: (1) to provide business leaders an opportunity to experience, first-hand, the challenges of leading a school; and (2) to award scholarships to 14 deserving students as an incentive to pursue their career plans.

On the morning of March 6, throughout the participating districts, business leaders will shadow school principals, visit classrooms, and learn how public schools are educating students to become productive, well-informed citizens, and life-long learners. At 11:30 a.m., all sponsors and guest principals will assemble at the Industry Hills Expo Center, 16200 Temple Avenue, City of Industry, CA 91744, for a luncheon and program during which the event sponsors will be recognized for their support and the students will receive their scholarships.

Please call us at (626) 854-8303, if you will consider a company contribution of \$1,000, \$500, or \$250, to become a *Principal for a Day* sponsor. In order for us to issue scholarships in a timely manner, we ask that you send your donation by Friday, February 15, 2014. Please send a check payable to *Rowland Unified School District*, with the notation “Principal for a Day,” to the Superintendent’s Office, 1830 S. Nogales Street, Rowland Heights, CA 91748. Contributions are tax-deductible with a receipt sent for your contribution. Further, please let us know if you would like to be a guest *Principal for a Day*, naming the school you would like to visit.

We would be pleased to add your company’s name to our sponsor list. In years past, Costco, Fresh & Easy Neighborhood Market, Jostens, Kaiser Permanente, PepsiCo, Inc., Southern California Gas Company, Valley Vista Services, and Wal-Mart Stores, Inc. are among the many businesses that, through their contributions to *Principal for a Day*, have supported our students and schools. Our representatives to the *Principal for a Day* committee, Yvonne Palazuelos and Josefina Sandoval, will confirm your participation and provide needed details.

On behalf of the participating school districts, the La Puente Valley Regional Occupational Program, and the Industry Manufacturers Council, we appreciate your support and commitment to our public schools.

Sincerely,



RUBEN P. FRUTOS
Superintendent of Schools
Rowland Unified School District

RPF/js
Enclosure

Tab

2.6

**Intentionally
Left Blank**

Tab

2.7

**Rowland Water District
Communication Strategies Update
February 11, 2014**

- Press Releases (Completed)
 - ☑- Walter Weight Award, distributed 1/29/14
 - Drought Declaration/RWD Response, distributed 2/4-5/14

- Press Releases (In Process)
 - Coleman/Bellflower Support
 - Shared Services
 - New Lobby Improvements

- Pipeline Project
 - ☑- Revising community outreach based on construction timeline
 - Updating door hangers

- On-going updates
 - Website (sliders and text updated as needed)
 - On-Hold Messages

- Administrative
 - Presentation Training and Writing Workshop – TBA
 - Press Release Results Measurement – To Be Developed



Memorandum

To: Board of Directors

From: Brittnie Van De Car
Public Affairs Representative

Date: February 11, 2014

Re: Public Affairs & Education Update

- Getting EEI (Education and the Environment Initiative) Curriculum aligned with the current activities presented in classrooms.
 - Initiating new activities and curriculum to be added to presentations and water activities within the classrooms
- Updating the Lobby Player on a daily/weekly basis
- Scheduling Spring classroom presentations
- Checking the Google Analytics weekly (see attached data charts)
 - The "Website Visits and Pageviews" allows us to determine the number of new vs. returning visitors and the source of viewing
 - The "Pageviews" allows us to evaluate which pages on the website are viewed most frequently
- Adding all new customer emails to Constant Contact to be utilized as a customer newsletter database
- Finalizing Welcome Kit content
- Checking weekly on the District's FaceBook and Twitter pages.
 - Posting necessary information on the pages.
- Keeping up-to-date with the WaterSense partnership program:
 - Printing appropriate promotional material and placing it at the Customer Service Counter for distribution to customers
 - Attending bi-monthly webinars on upcoming promotional items and programs put on by the Environmental Protection Agency (EPA) WaterSense program
- Maintain and view District website on a daily basis
 - Update pages
 - Make relevant changes
 - Updating the Drought Monitor page weekly
 - Upload the Board packet, minutes and agendas when necessary
- Attended the quarterly Education Meeting at MWD on January 30, 2014
- Attended Tesis Academy's EduGrant field trip on February 4th to assist in final report
- Planning for Fix-A-Leak Week through our EPA WaterSense partnership (March 17-March 23)
 - Customers who come in to pay their bill will receive a kitchen aerator, dye tablet, and conservation tips.

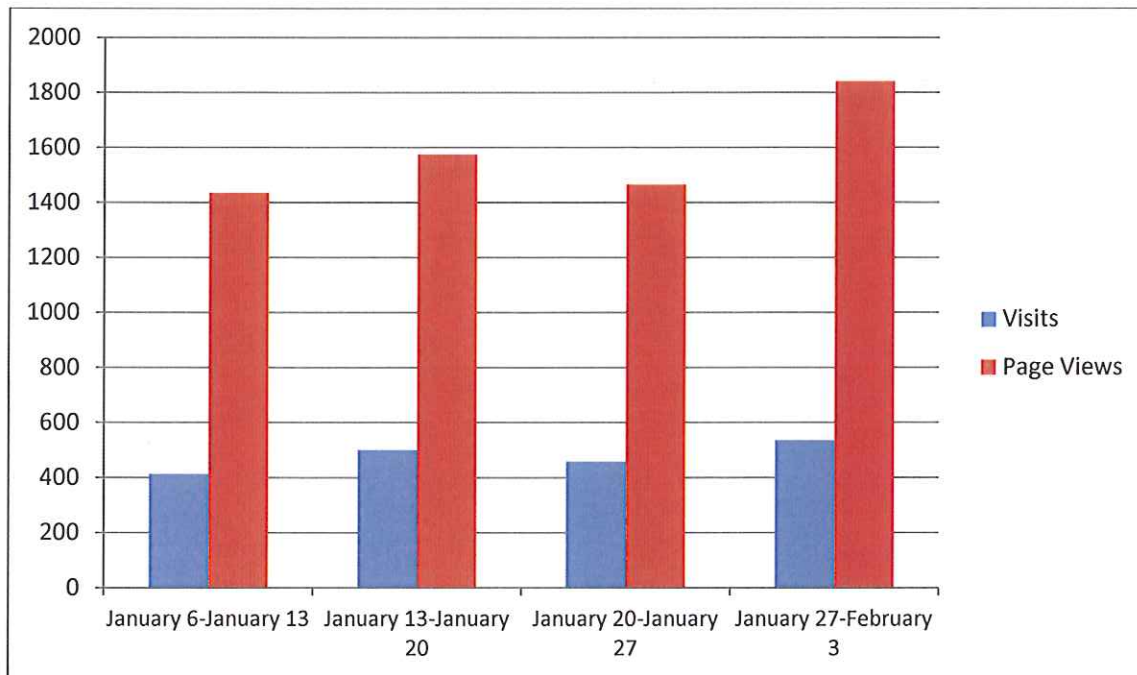


- Preparing for the Cherry Blossom Festival at Schabarum Regional Park on March 8th.
- Preparing for the Safe Communities Event at Rowland Heights County Park on March 22nd.
- Attended the WEWAC monthly meeting on Wednesday, January 22nd.

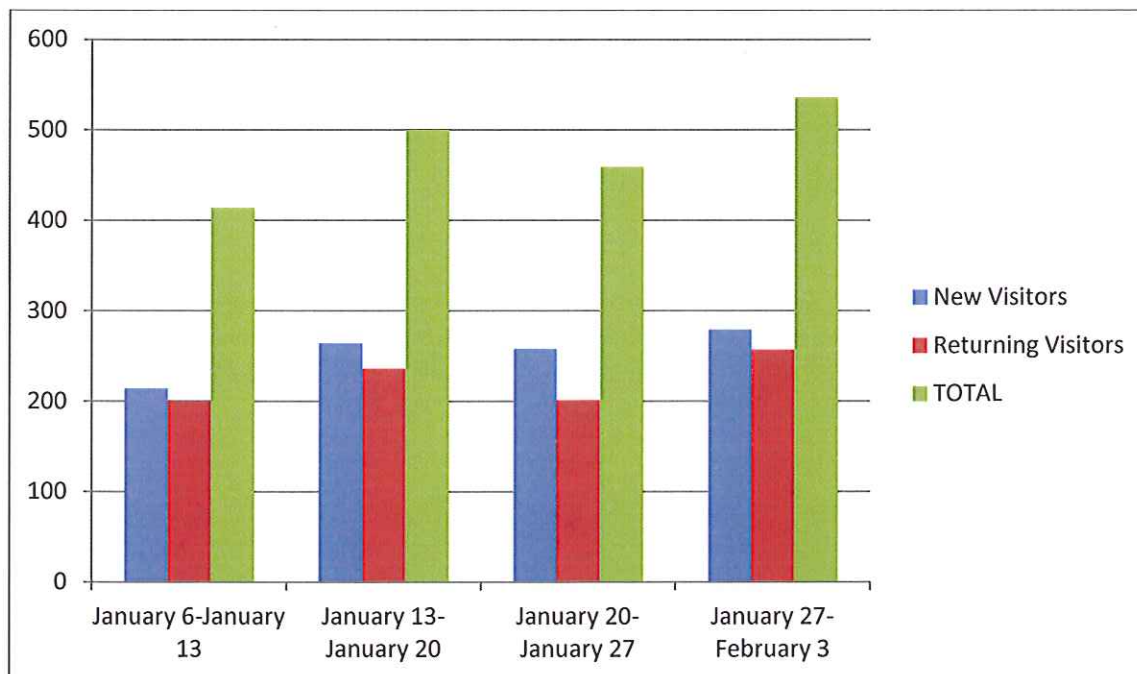
A handwritten signature in black ink, appearing to read "Brittanie L. Van De Car", written over a horizontal line.

Brittanie L. Van De Car
Public Affairs Representative

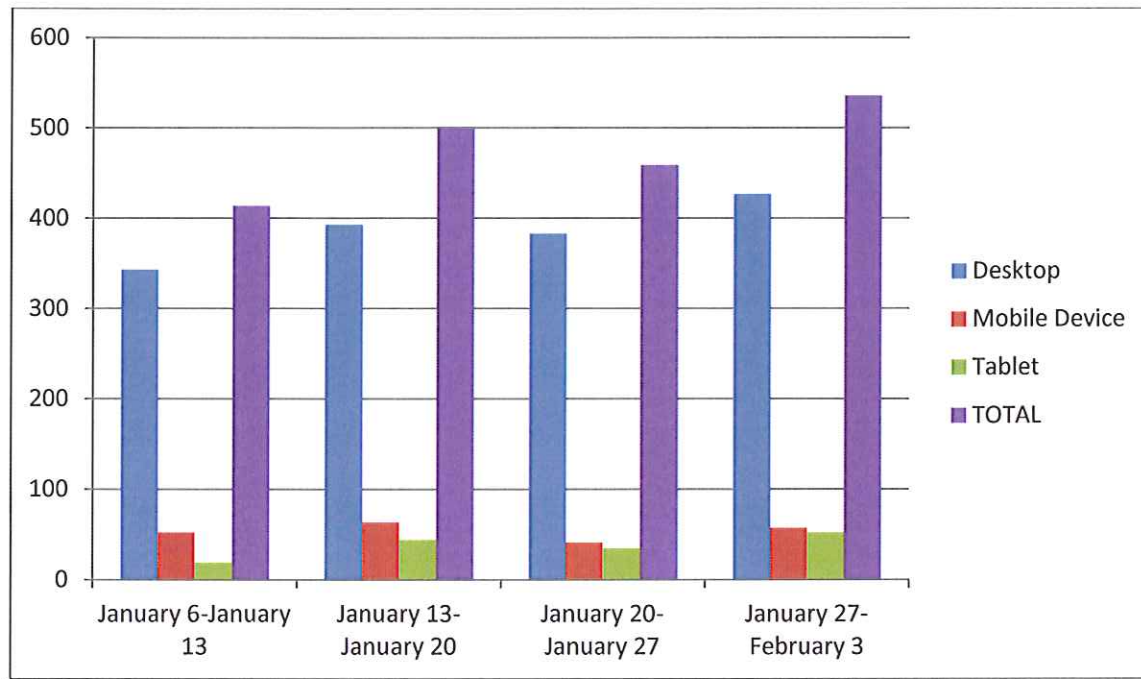
Website Visits and Pageviews



New vs. Returning Visitors



Source of Viewing



Direct Traffic

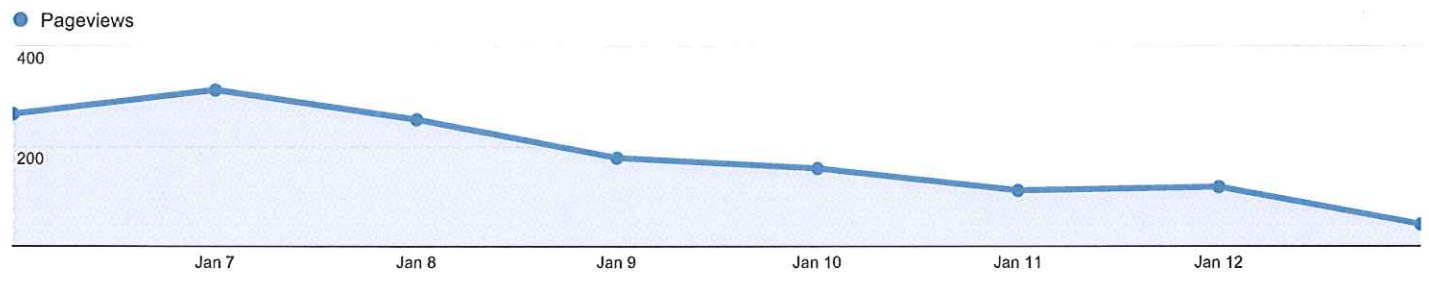
See Attached.

Jan 6, 2014 - Jan 13, 2014

Pages

All Visits
100.00%

Explorer



Page	Pageviews	Unique Pageviews	Avg. Time on Page	Entrances	Bounce Rate	% Exit	Page Value
	1,437 % of Total: 100.00% (1,437)	1,020 % of Total: 100.00% (1,020)	00:01:29 Site Avg: 00:01:29 (0.00%)	414 % of Total: 100.00% (414)	26.33% Site Avg: 26.33% (0.00%)	28.81% Site Avg: 28.81% (0.00%)	\$0.00 % of Total: 0.00% (\$0.00)
1. <i>HOME PAGE</i>	493	315	00:00:58	289	20.42%	27.18%	\$0.00
2. /bill-pay-options/	214	153	00:00:46	39	15.38%	12.62%	\$0.00
3. /manage-and-pay-your-bill-online/	151	129	00:04:46	16	43.75%	52.32%	\$0.00
4. /start-stop-service/	47	33	00:00:32	9	33.33%	14.89%	\$0.00
5. /contact-info/	35	31	00:02:28	11	81.82%	65.71%	\$0.00
6. /careers/	30	27	00:01:59	3	100.00%	70.00%	\$0.00
7. /faq/	30	23	00:01:46	6	83.33%	46.67%	\$0.00
8. /start-service/	29	21	00:02:54	1	0.00%	24.14%	\$0.00
9. /about-your-bill/	22	16	00:00:26	1	100.00%	18.18%	\$0.00
10. /board-of-directors-regular-board-meeting-01142014/	19	10	00:04:18	1	0.00%	47.37%	\$0.00

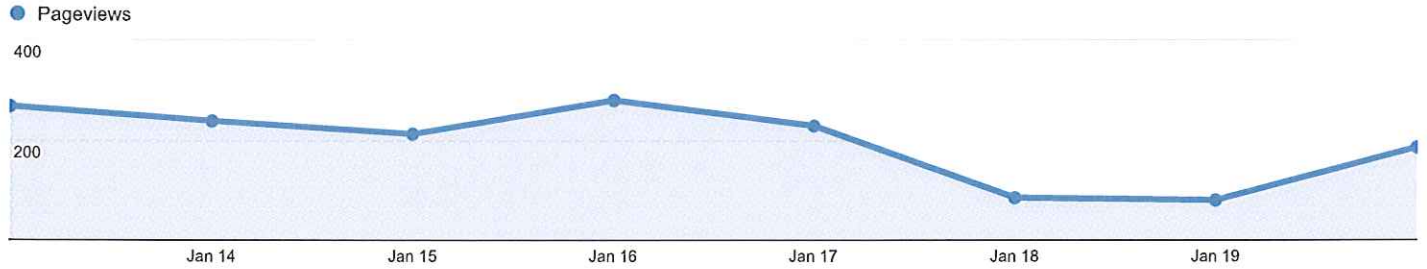
Rows 1 - 10 of 89

Jan 13, 2014 - Jan 20, 2014

Pages

All Visits
100.00%

Explorer



Page	Pageviews	Unique Pageviews	Avg. Time on Page	Entrances	Bounce Rate	% Exit	Page Value
	1,574 % of Total: 100.00% (1,574)	1,146 % of Total: 100.00% (1,146)	00:01:35 Site Avg: 00:01:35 (0.00%)	500 % of Total: 100.00% (500)	30.60% Site Avg: 30.60% (0.00%)	31.77% Site Avg: 31.77% (0.00%)	\$0.00 % of Total: 0.00% (\$0.00)
1. /home Page	577	375	00:01:15	347	25.65%	30.33%	\$0.00
2. /bill-pay-options/	254	187	00:00:36	53	15.09%	11.81%	\$0.00
3. /manage-and-pay-your-bill-online/	204	174	00:04:29	23	52.17%	59.31%	\$0.00
4. /start-stop-service/	66	44	00:00:53	8	0.00%	9.09%	\$0.00
5. /careers/	37	30	00:00:43	4	75.00%	56.76%	\$0.00
6. /start-service/	37	26	00:04:12	2	50.00%	32.43%	\$0.00
7. /contact-info/	29	27	00:00:51	8	87.50%	58.62%	\$0.00
8. /tenant-owner-agreement/	29	19	00:04:03	5	80.00%	31.03%	\$0.00
9. /category/agendaminutes/	28	17	00:00:43	3	0.00%	14.29%	\$0.00
10. /faq/	23	19	00:04:04	3	66.67%	39.13%	\$0.00

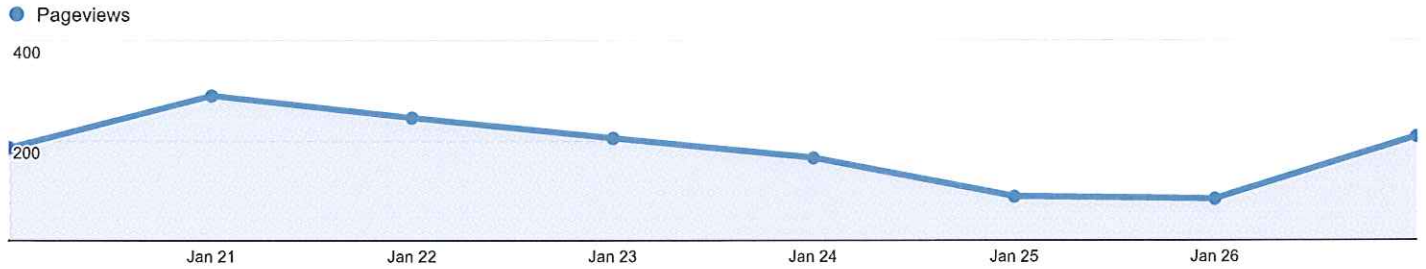
Rows 1 - 10 of 82

Pages

Jan 20, 2014 - Jan 27, 2014

All Visits
100.00%

Explorer



Page	Pageviews	Unique Pageviews	Avg. Time on Page	Entrances	Bounce Rate	% Exit	Page Value
	1,466 % of Total: 100.00% (1,466)	1,093 % of Total: 100.00% (1,093)	00:01:23 Site Avg: 00:01:23 (0.00%)	460 % of Total: 100.00% (460)	29.57% Site Avg: 29.57% (0.00%)	31.38% Site Avg: 31.38% (0.00%)	\$0.00 % of Total: 0.00% (\$0.00)
1. <i>Home Page</i>	541	343	00:01:09	310	22.26%	28.47%	\$0.00
2. <i>/bill-pay-options/</i>	238	175	00:00:37	44	11.36%	8.40%	\$0.00
3. <i>/manage-and-pay-your-bill-online/</i>	196	170	00:04:25	20	70.00%	59.18%	\$0.00
4. <i>/start-stop-service/</i>	51	37	00:00:21	5	20.00%	7.84%	\$0.00
5. <i>/careers/</i>	37	30	00:00:29	6	100.00%	62.16%	\$0.00
6. <i>/faq/</i>	31	29	00:00:58	11	54.55%	45.16%	\$0.00
7. <i>/start-service/</i>	26	20	00:02:45	1	100.00%	34.62%	\$0.00
8. <i>/contact-info/</i>	22	21	00:02:49	3	33.33%	68.18%	\$0.00
9. <i>/forms-documents/</i>	19	14	00:01:26	0	0.00%	15.79%	\$0.00
10. <i>/tenant-owner-agreement/</i>	19	14	00:05:01	5	60.00%	36.84%	\$0.00

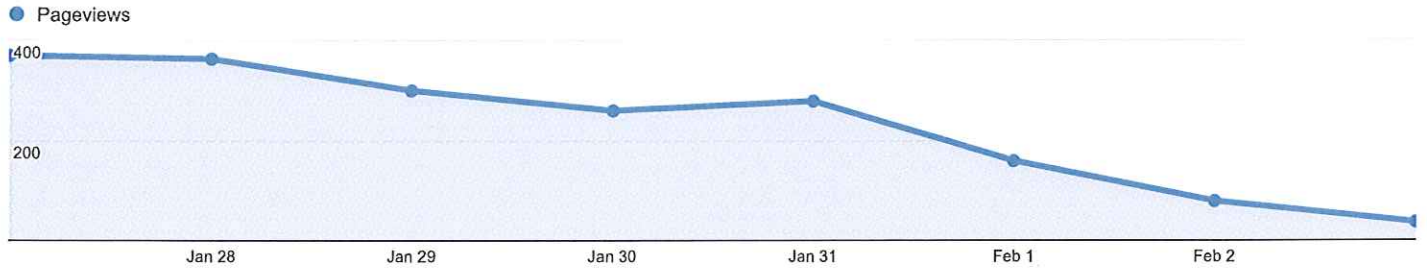
Rows 1 - 10 of 81

Jan 27, 2014 - Feb 3, 2014

Pages

All Visits
100.00%

Explorer



Page	Pageviews	Unique Pageviews	Avg. Time on Page	Entrances	Bounce Rate	% Exit	Page Value
	1,842 % of Total: 100.00% (1,842)	1,324 % of Total: 100.00% (1,324)	00:01:27 Site Avg: 00:01:27 (0.00%)	536 % of Total: 100.00% (536)	29.66% Site Avg: 29.66% (0.00%)	29.10% Site Avg: 29.10% (0.00%)	\$0.00 % of Total: 0.00% (\$0.00)
1. /home page	587	387	00:00:40	345	19.42%	26.06%	\$0.00
2. /bill-pay-options/	308	199	00:00:42	47	8.51%	11.04%	\$0.00
3. /manage-and-pay-your-bill-online/	212	172	00:04:04	15	66.67%	50.00%	\$0.00
4. /start-stop-service/	79	52	00:00:30	8	12.50%	11.39%	\$0.00
5. /contact-info/	52	42	00:04:25	8	62.50%	63.46%	\$0.00
6. /start-service/	51	32	00:05:21	3	66.67%	27.45%	\$0.00
7. /careers/	37	28	00:01:31	5	100.00%	62.16%	\$0.00
8. /rowland-water-district-honored-for-dedication-service/	36	35	00:00:47	27	96.30%	80.56%	\$0.00
9. /tenant-owner-agreement/	35	26	00:04:30	4	75.00%	28.57%	\$0.00
10. /confirmation/	29	27	00:04:15	4	50.00%	62.07%	\$0.00

Rows 1 - 10 of 102

Tab

2.8

**Intentionally
Left Blank**

Tab

3.1

**Intentionally
Left Blank**

Tab

4

**Intentionally
Left Blank**

Tab

5.1



Action Line

BOARD MEMBERS

CARLOS GOYTIA
DIVISION I

DAVID D. DE JESUS
DIVISION II

BRIAN BOWCOCK
DIVISION III

BOB G. KUHN
DIVISION IV

JOSEPH T. RUZICKA
DIVISION V

JOHN W. "FRED" LANTZ
DIVISION VI

DAN HORAN
DIVISION VII

THREE VALLEYS MWD

1021 E. Miramar Avenue
Claremont, CA 91711

Phone: 909-621-5568

Fax: 909-625-5470

www.threevalleys.com

Board Meetings
are scheduled
the first and
third Wednesday
of each month at
8:00 a.m.

For additional information: (909) 621-5568

The following is a summary of the Three Valleys Municipal Water District
Regular Board Meeting of Wednesday, **January 15, 2014**

Approved: *Motion No. 14-01-4969* approving consent calendar items A-E as follows: (A) Approve and file Board of Director Meeting Minutes – December 2013 for meeting held on December 18, 2013; (B) Approve and file December 2013 financial reports—Change in Cash, Consolidated Listing of Investment Portfolio, YTD District Budget Monthly Status Report and Warrant Summary Disbursements; (C) Consider Resolution No. 14-01-725 Approving Filing of an Application for a WaterSMART Grant Application to obtain a Water and Energy Efficiency Grant for the Miramar Hydro In-Conduit Project; (D) Authorization of Control Panel Purchase and Sole Source Work Agreement for Miramar Hydro Project #58437 that includes approval of Purchase Order #10089 for Tesco Controls to pre-purchase Turbine #1 and #2 at an amount not-to-exceed \$185,000; and, Purchase Order #10092 authorizing work by Prime Systems, Inc. for SCADA programming and integration at an amount not-to-exceed \$75,000; (E) Approval of Event-Activity Calendar(s) January 2014-March 2014. *Motion No. 14-01-4969 passed with a 7-0 vote.*

Approved: *Motion No. 14-01-4970* to approve monthly payment request forms for December 2013 as submitted, including the addition of Director Horan's report. President Kuhn announced he will not submit an expense report for December 2013. *Motion No. 14-01-4970 passed with a 7-0 vote.*

Deferred: *Motion No. 14-01-4971* Appointment of District Agency Representative Alternates CY 2014. President Kuhn requested this item be deferred to the next board meeting. *No action was taken on Motion No. 14-01-4971.*

Presentation: Staff provided a presentation on the current water supply conditions in the state. A copy of the presentation is available upon request.

This summary may not include all agenda items and should not be construed as minutes of the meeting.

TVMWD is a water resources management agency that covers approximately 133 square miles and is governed by an elected Board of seven officials. The present population is about 525,000. Since its formation, the Three Valleys Municipal Water District has installed some 37,000 feet of pipeline and delivered more than 175 billion gallons of water.



Action Line
January 15, 2014
~ Page 2 ~

Presentation: Mr. Hansen provided a presentation on the outcomes of the 2013-14 Strategic Plan approved by the Board in March 2013. A draft of the 2014-15 Strategic Plan will be presented at the next Board meeting. A copy of the presentation is available upon request.

Closed Session Report

The board met in closed session to discuss Items A & B, Pursuant to Government Code 54956.9(d)(1): Existing Litigation San Diego County Water Authority v. Metropolitan Water District, case numbers CPF-10-510830 and CPF-12-512466; Item C, Pursuant to Government Code 54956.9(d)(2): Anticipated Litigation Significant Exposure, one potential case; and Item D, Pursuant to Government Code 54956.9(d)(4): Anticipated Litigation, Initiation of Litigation, one potential case. There was no reportable action pursuant to the Brown Act.

Important Upcoming Dates:

Wednesday, February 5, 2014

TVMWD Regular Board of Directors Meeting, 8:00 AM

TVMWD District Office—1021 East Miramar Avenue, Claremont, CA 91711

Wednesday, February 19, 2014

TVMWD Regular Board of Directors Meeting, 8:00 AM

TVMWD District Office—1021 East Miramar Avenue, Claremont, CA 91711

Thursday, February 20, 2014 — 7:30 AM

TVMWD Leadership Breakfast (registration now open)

Sheraton Fairplex—601 West McKinley Avenue — Pomona, CA

Guest Speaker: Mark Cowin, Director, California Department of Water Resources

RSVP by February 18, 2014 to cdechaine@tvmwd.com or by calling 909-621-5568

Tab

5.2

President's Special Recognition Award

*The President of the
ACWA Joint Powers Insurance Authority
hereby gives Special Recognition to*

Rowland Water District

*for achieving a low ratio of "Paid Claims and Case Reserves" to "Deposit Premiums"
in the Liability Program for the period 10/01/09 – 09/30/12
announced at the Board of Directors' Meeting in Los Angeles.*

E. G. "Jerry" Gladbach
E. G. "Jerry" Gladbach, President



December 02, 2013

President's Special Recognition Award

*The President of the
ACWA Joint Powers Insurance Authority
hereby gives Special Recognition to*

Rowland Water District

*for achieving a low ratio of "Paid Claims and Case Reserves" to "Deposit Premiums"
in the Property Program for the period 04/01/09 – 03/31/12
announced at the Board of Directors' Meeting in Los Angeles.*

E. G. "Jerry" Gladbach
E. G. "Jerry" Gladbach, President



December 02, 2013

President's Special Recognition Award

*The President of the
ACWA Joint Powers Insurance Authority
hereby gives Special Recognition to*

Rowland Water District

*for achieving a low ratio of "Paid Claims and Case Reserves" to "Deposit Premiums"
in the Workers' Compensation Program for the period 07/01/09 – 06/30/12
announced at the Board of Directors' Meeting in Los Angeles.*

E. G. "Jerry" Gladbach
E. G. "Jerry" Gladbach, President



December 02, 2013